

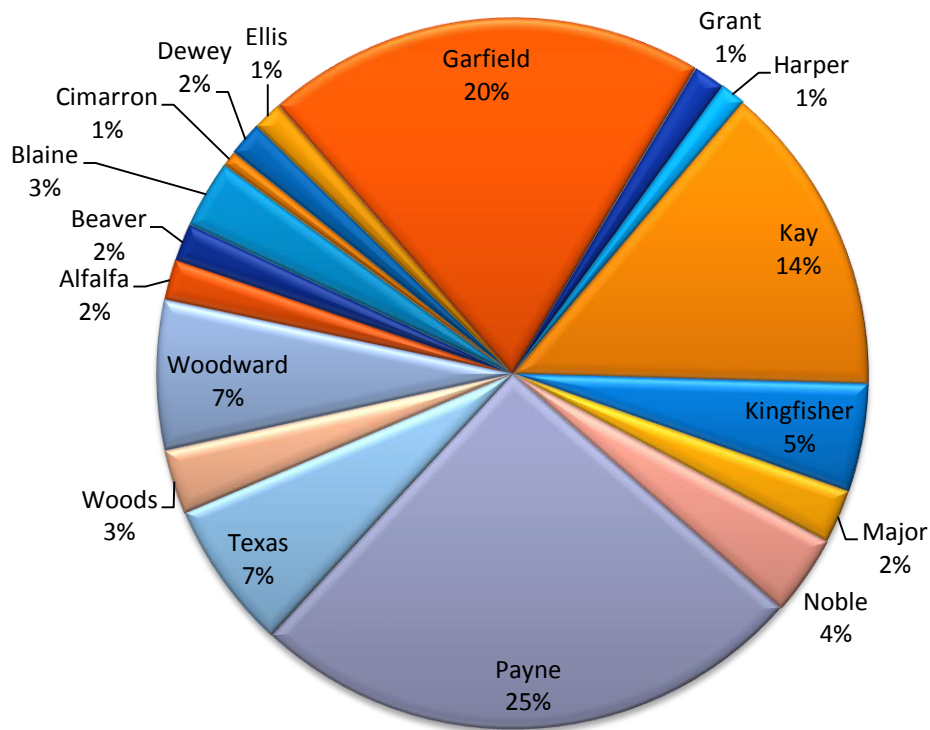
Northwestern Oklahoma Workforce Briefing

May 2016

The Northwestern Oklahoma workforce area consists of seventeen counties: Alfalfa, Beaver, Blaine, Cimarron, Dewey, Ellis, Garfield, Grant, Harper, Kay, Kingfisher, Major, Noble, Payne, Texas, Woods, and Woodward. These counties have a combined estimated Census population of 317,900. Enid, located in Garfield County, is the largest city in the region with an estimated population of 51,390.

- Payne County is the most populous county in the region with an estimated population of 80,850.
- Garfield County, home to the region’s largest city, Enid, is the second largest county in the region with a population of 63,570.
- Cimarron County is the smallest in the region with an estimated population of 2,220.
- The region has seen varying population change since 2010; ranging from a 7.4% increase in Woodward County to a -17.7% decrease in Blaine County. However, ten of the counties have had positive population growth.
- The region is largely rural. Over half (10 of 17) the counties in the region have a population of less than 10,000. Only three (Garfield, Kay, Payne) have population over 25,000. Nearly 60% of the population in the area live in those three counties.

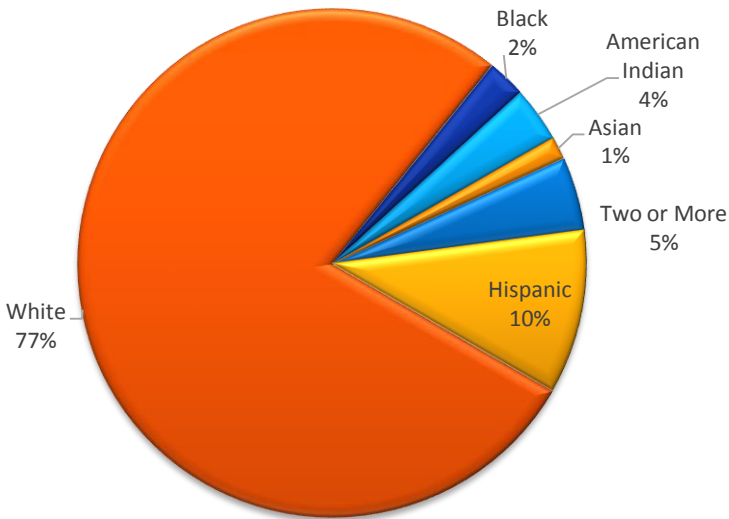
Northwestern Oklahoma Region Percentage of Population by County



Source: Census Quick Facts

Population Breakdown by Race:

Northwestern Oklahoma Percentage of Population by Race

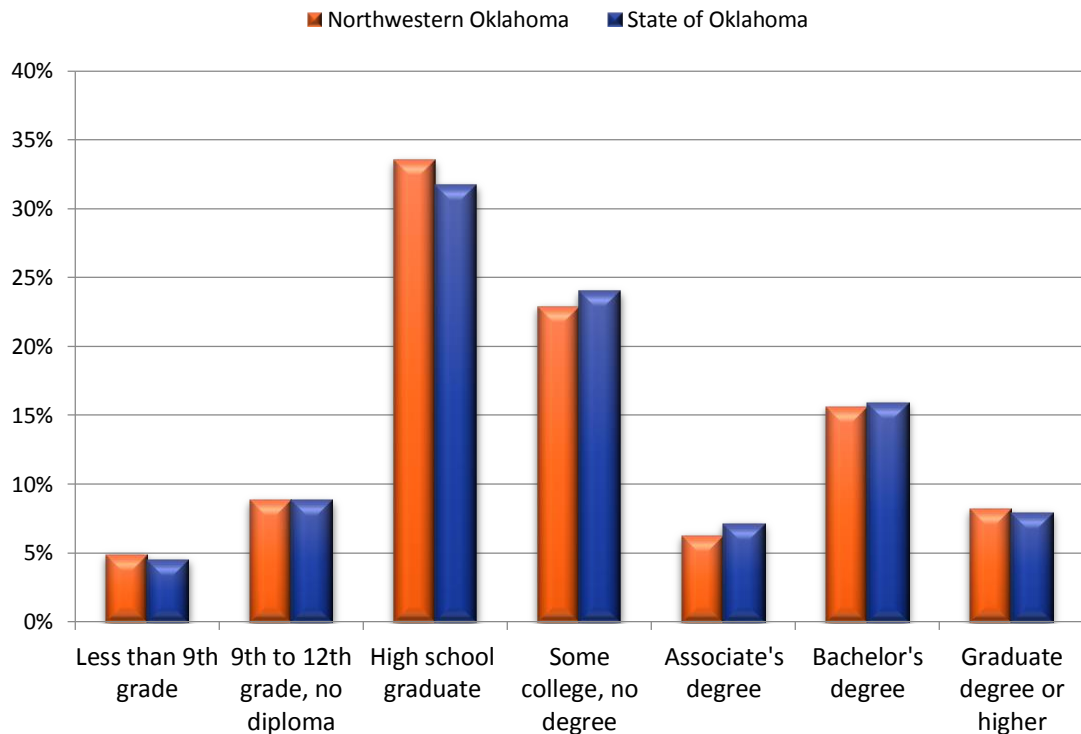


Source: ACS 2014 5-Year Estimate

- “White” is the most populous racial group in the Northwestern Oklahoma workforce area, making up 77% of the population. This is well above the state average of 67.8%. In real numbers, the White population in the Northwestern Oklahoma region is an estimated 240,865.
- “Two or More Races” is the second most populous group in the region, consisting of 5% of the population.
- “American Indian” makes up 3.5% of the population in the Northwestern Oklahoma area.
- “Black” makes up 2.4% of the population, while “Asian” makes up 1.4% of the population.
- “Hispanics”, which are categorized by the Census bureau as an ethnicity, and actually the 2nd largest group, make up 10.4% of the population in the Northwestern Oklahoma Workforce area. Nearly 1/3 of the Hispanics in the area live in Texas County.

Educational Attainment in Northwestern Oklahoma Region

- 86.3% of individuals living in the Northwestern Oklahoma workforce area have attained at least a high school degree. This is slightly below the statewide average of 86.6%.
- As a region, Northwestern Oklahoma is on par with the state averages for post-secondary education. Most notably in the attainment of bachelor’s degree and graduate degree or higher.
- Texas County has the lowest percentage of individuals with at least a high school degree (70.2%). Payne County has the highest percentage of individuals with at least a high school degree (90.8%).



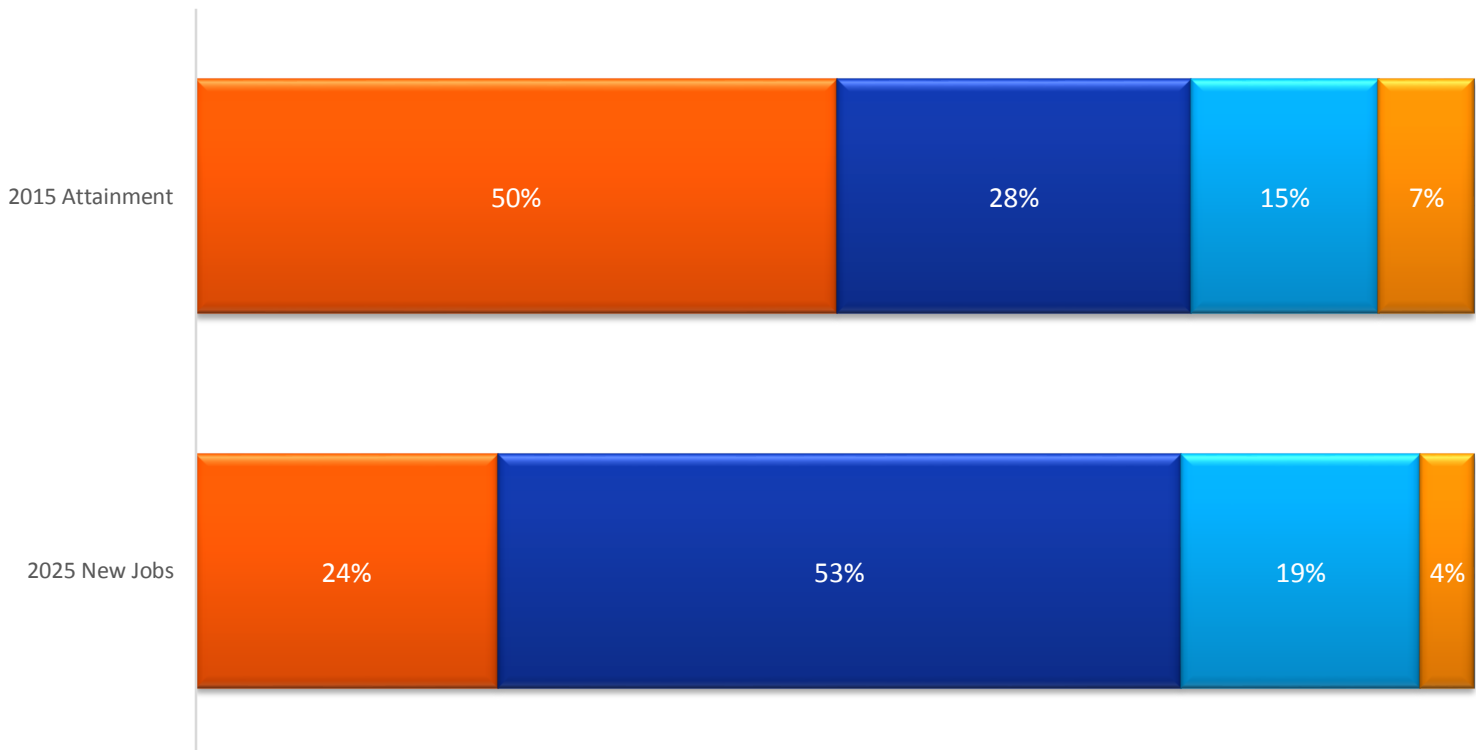
Source: ACS 2014 5-Year Estimate

Northwestern Oklahoma Workforce Area Education Gap

- By 2025, 24% of all new jobs in the Northwestern Oklahoma workforce area will require a high school degree or less, but 53% will require post-secondary training. Currently only 28% of individuals in the Northwestern Oklahoma workforce area have some post-secondary training or an associate’s degree. By 2025, 19% of new jobs will require a bachelor’s degree, and 4% will require a graduate degree or higher.
- Based on the projected demand and current educational attainment levels, the Northwestern Oklahoma workforce development area will have an education gap for jobs in the associate’s degree and, to a lesser degree, bachelor’s degree level. Many of the high growth occupations in the area occur in nursing and transportation jobs.
- There is always opportunity to encourage further education, especially considering the gap in the post-secondary training and those with a high school diploma, or less. That segment of the population could be targeted to become candidates for further education or attaining certificates. Decreasing the number of individuals with high school or less, and increasing numbers of trained post-secondary individuals will lead to better jobs and potential to create wealth.

Northwest Oklahoma Area Educational Gap for Jobs by 2025

■ High School and Less
 ■ Associates/Certificate/Credential
 ■ Bachelors
 ■ Graduate



Source: OK Office of Workforce Development; EMSI 2016.2
 2025 Estimates based on new jobs created and entry level job requirements

Northwestern Oklahoma Region Educational Assets

Colleges, Universities, and CareerTechs are vital in developing the workforce of Northwestern Oklahoma. The region is home to several educational institutions that help develop the region's workforce. These institutions help supply organizations and companies with the labor and skills necessary for today's economy. Colleges, Universities, and CareerTechs can work with employers in Northwestern Oklahoma to find gaps in employee skills. With Health Care and Agriculture as two significant industries, the institutions should be able to provide adequate training for the workforce to succeed.

CareerTechs

There are seven Career Techs in the Northwestern Oklahoma Region:

- **Autry Technology Center** (Enid)
- **Chisholm Trail Technology Center** (Omega)
- **High Plains Technology Center** (Woodward)
- **Meridian Technology Center** (Stillwater)
- **Northwest Technology Center** (Alva, Fairview)
- **Pioneer Technology Center** (Ponca City)

Source: Oklahoma Career Tech

Colleges and Universities

There are four colleges and universities with eight locations in the region:

- **Northern Oklahoma College** (Enid, Stillwater, Tonkawa)
- **Northwestern Oklahoma State University** (Alva, Enid, Woodward)
- **Oklahoma Panhandle State University** (Goodwell)
- **Oklahoma State University** (Stillwater)

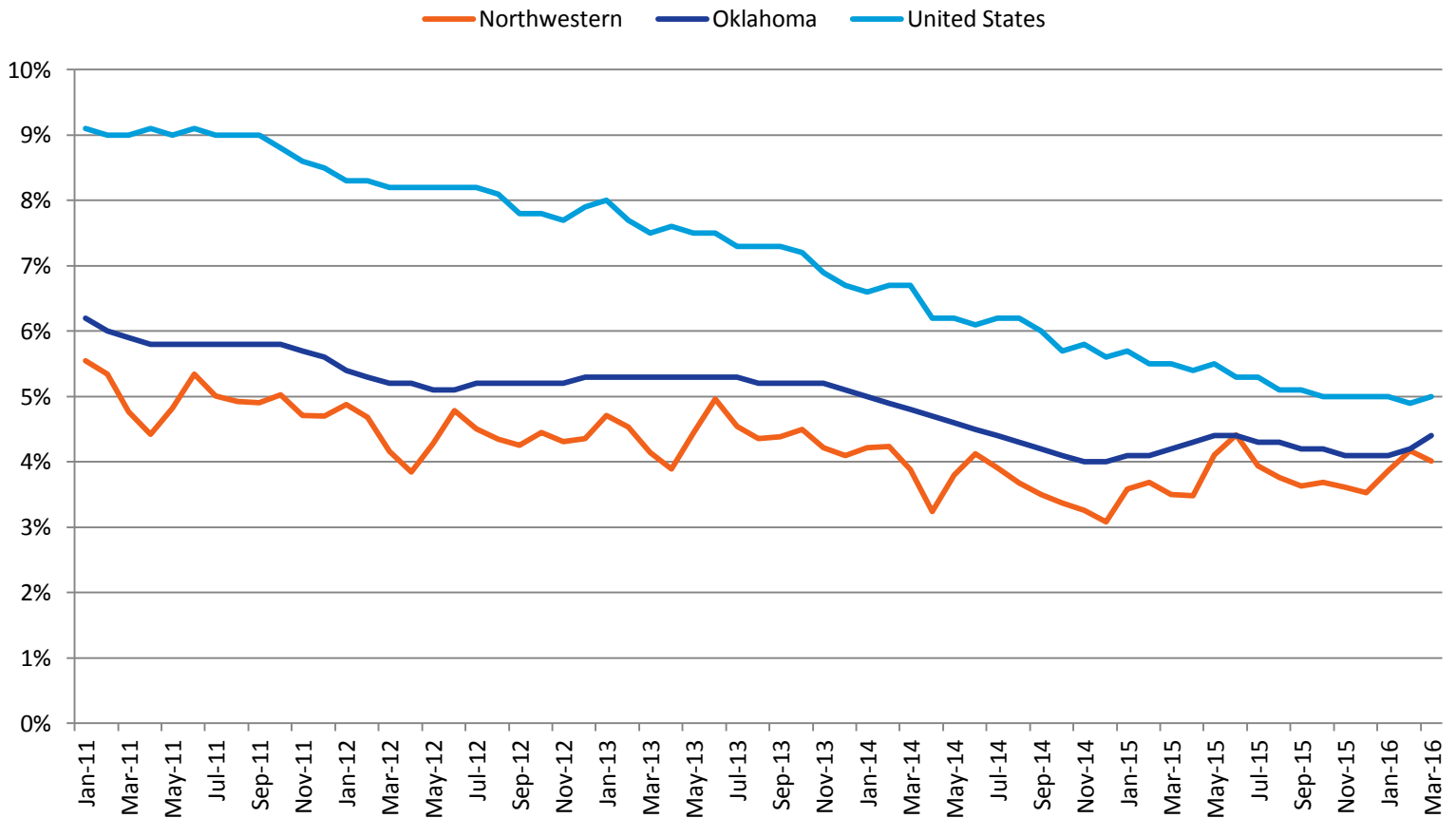
Source: Oklahoma State Regents for Higher Education

Economic Data

Unemployment Rate

- Since January 2011, the Northwestern Oklahoma workforce area has stayed below or at the state unemployment rate, while remaining well below the national unemployment rate. After reaching a peak of 5.6% in January 2011, the Northwestern Oklahoma area unemployment rate has gradually declined.
- In real numbers, the Northwestern Oklahoma labor force consists of 156,850 people with 6,300 currently unemployed.
- Both the Northwestern Oklahoma area and the State have maintained a gradual declining trend in unemployment rates since peaking in January 2011. However, since reaching a low in December 2014, the area unemployment rate has slightly increased, likely due to the layoffs in the energy sector.
- The Northwestern Oklahoma workforce area was on track towards reaching an unemployment rate that would be too low. The area is home to counties with the lowest unemployment rates in the state and if unemployment rates drop too low, employers have a smaller pool of candidates to choose from when hiring. Additionally, low unemployment rates mean fewer job openings for employees looking to change jobs.
- According to the Bureau of Labor Statistics, the estimated region-wide unemployment rate in Northwestern Oklahoma for March 2016 is 4%.

5 Year Unemployment Rate - Region, State, National



Source: Bureau of Labor Statistics, Local Area Unemployment Statistics

Top Industries in Northwestern Oklahoma by Jobs

- The industry most prominently represented in the Northwestern Oklahoma workforce region based on job numbers in 2016 is Government. Other highly represented industries include Crop and Animal Production, Health Care and Social Assistance, and Manufacturing.
- Several of the industries in the region have comparable earnings to the state averages.
- Mining, Quarrying, and Oil and Gas Extraction has the highest gap of earnings in the Northwestern Oklahoma Region, earning \$24,775 less compared with state averages.
- Crop and Animal Production, and Construction are top industries in Northwestern Oklahoma have higher earnings than the state averages.

Industry	2016 Jobs	2016 Regional Earnings	2016 State Earnings
Government	35,644	\$49,925	\$56,163
Retail Trade	16,158	\$29,831	\$32,076
Health Care and Social Assistance	11,980	\$42,938	\$52,140
Accommodation and Food Services	11,616	\$16,053	\$18,210
Crop and Animal Production	9,933	\$36,171	\$32,596
Manufacturing	9,693	\$61,074	\$66,154
Construction	8,912	\$52,250	\$49,603
Mining, Quarrying, and Oil and Gas Extraction	8,353	\$94,526	\$119,297
Other Services (except Public Administration)	6,485	\$23,706	\$25,653
Professional, Scientific, and Technical Services	4,935	\$61,086	\$67,543

Source: EMSI 2016.2 Class of Worker

Top Paying Industries in Northwestern Oklahoma

- The top paying industry in Northwestern Oklahoma is Utilities with an average annual salary of \$124,950.
- Management jobs are the second highest earnings industry in the region. Both of the top paying industries have low jobs available in the region.
- Manufacturing and Mining, Quarrying, and Oil and Gas Extraction are two industries that have high job numbers and high earnings potential.
- Management, Transportation, and Construction are industries in Northwestern Oklahoma that earn more than the state average.

Industry	2016 Jobs	2016 Regional Earnings	2016 State Earnings
Utilities	1,182	\$124,958	\$129,816
Management of Companies and Enterprises	1,276	\$113,266	\$99,236
Mining, Quarrying, and Oil and Gas Extraction	8,353	\$94,526	\$119,297
Transportation and Warehousing	4,191	\$65,547	\$64,460
Wholesale Trade	4,271	\$62,407	\$66,089
Professional, Scientific, and Technical Services	4,935	\$61,086	\$67,543
Manufacturing	9,693	\$61,074	\$66,154
Finance and Insurance	3,947	\$58,101	\$67,731
Construction	8,912	\$52,250	\$49,603
Information	1,750	\$50,858	\$66,914

Source: EMSI 2016.2 Class of Worker

