



U.S. DEPARTMENT OF EDUCATION  
ED

# CARES Act: Education Stabilization Fund

ESF

ESF / ESF Reporting

## ESF Reporting ESF Reporting

Please select an annual report to edit/submit

### Higher Education Emergency Relief Fund (HEERF)

| IHE Name                  | IHE Duns # | Annual Report       | Due Date         | Current Reporting Period           | Status    | Access Form          |
|---------------------------|------------|---------------------|------------------|------------------------------------|-----------|----------------------|
| NORTHERN OKLAHOMA COLLEGE | 020715298  | First Annual Report | February 1, 2021 | March 13, 2020 - December 31, 2020 | Submitted | <a href="#">Edit</a> |



U.S. DEPARTMENT OF EDUCATION  
ED

# COVID-19 Higher Education Stabilization Fund ESF

ESF / ESF Reporting / HEERF - 020715298 - Review

## Higher Education Emergency Relief Fund (HEERF) HEERF Fund Annual Report

In Progress

Last Modified: anita.simpson@noc.edu - 1/27/2021, 2:27:10 PM

1 2 3 4 5 6 7 8 9 10 11 **Review**

### Instructions ▼

### NORTHERN OKLAHOMA COLLEGE - Review ▲

1 2 3 4 5 6 7 8 9 10 11 12

### General Information ▲

Institutional Identifiers and Contact Information:

Institution Name

NORTHERN OKLAHOMA COLLEGE

DUNS #

020715298

Please identify the OPEID(s) for this institution:

00316200

100 characters maximum: 8/100

Please report on these HEERF grant PR/Award Numbers:

|                                 |                             |
|---------------------------------|-----------------------------|
| PR Number 1                     | Awarded Amount 1            |
| P425E202556 (Student Aid)       | \$985,509.00                |
| PR Number 2                     | Awarded Amount 2            |
| P425F201803 (Institutional Aid) | \$985,508.00                |
| PR Number 3                     | Awarded Amount 3            |
| P425L200443 (MSIs)              | \$229,917.00                |
| <b>Total Awarded Amount</b>     | <b>Total Awarded Amount</b> |
|                                 | <b>\$2,200,934.00</b>       |

Who is the lead contact for this annual data collection?

|                |                           |
|----------------|---------------------------|
| Name           | Title                     |
| Anita Simpson  | V P for Financial Affairs |
| Telephone      | E-mail                    |
| (580) 628-6237 | anita.simpson@noc.edu     |

## Funds Expended

- 1) Did you expend all of your HEERF funds prior to the end of the reporting period, making this your final annual report? \*

## Websites

- 2) Reporting on institution websites:
  - a) CARES HEERF quarterly reporting webpage

URL:

<https://www.noc.edu/students/cu>

- b) Student Portion Reporting: Provide all active website URLs posted by your campus, or by the institution on behalf of your campus(es), as required by the August 31 notice in the Federal Register ⓘ (including any URLs that are still active that provide archived information).

<https://www.noc.edu/student><https://www.noc.edu/2020/0><https://www.noc.edu/student><https://www.noc.edu/student>

- 
- c) Institutional Portion, (a)(2), and (a)(3) Reporting: Provide all active website URLs posted by your campus, or by institutions on behalf of your campus(es) as required by the quarterly Higher Education Emergency Relief Fund (HEERF) Data Collection Form ⓘ (including any URLs that are still active that provide archived information).

<https://www.noc.edu/student>

---

## Student Eligibility ^

- 3) How did your institution determine which students were eligible ⓘ to receive emergency financial aid grants under any of the CARES Act HEERF programs?

- a) My institution has received an Institutional Student Information Record (ISIR) or Student Aid Report (SAR) on file that verifies student eligibility for Title IV, federal student aid (Title IV aid).

- b) My institution allowed students to attest to their eligibility for Title IV aid by completing an alternative application form developed by the institution for this purpose.
- c) My institution used another method for determining which students were eligible to receive emergency financial aid grants under the CARES Act.

100%

100%

Please Specify

The NOC CARES Technology Fund will be an additional supplement awarded to students on a case-by-case basis. Funding for this emergency financial assistance is limited and may vary from person to person based on a student's

300 characters maximum: 298/300

## Aid Determination



- 4) How did your institution determine which students received emergency financial aid grants to students and how much each student would receive? Please indicate if any of the following strategies were used.

4.1) Did you distribute the same amount to all eligible students regardless of different circumstances? \*

100%

## Aid Distribution



- 5) How did your institution distribute the emergency financial aid grants to students?

a) Checks

b) Electronic funds transfer /Direct deposit

Yes No

c) Debit cards

Yes No

d) Payment apps

Yes

Yes No

e) Other

Yes No

---

---

---

## Emergency Grants



6) Did your institution provide any instructions, directions, or guidance to students (e.g. FAQs) about the emergency financial aid grants upon disbursement? \*

Yes No

a) Upload PDF/MS Word document instructions, directions, or guidance (up to 5 files):

or

b) Provide any active URLs with instructions, directions, or guidance on how to use the grants:

<https://www.noc.edu/2020/0>

<https://www.noc.edu/student>

<https://www.noc.edu/student>


## Emergency Financial Aid ^

7) Use the instructions noted in the Appendix to complete the following table

### Emergency Financial Aid Grants Awarded to Students (direct grants and amounts reimbursed)


|                    |  |                                |
|--------------------|--|--------------------------------|
| Number of Students | Amount Disbursed - Section 18004(a)(1) | Amount Disbursed - Section 180 |
|--------------------|--|--------------------------------|


#### Number of Eligible Students

7.1) How many students were eligible to receive HEERF emergency grants made available under section 18004 of the CARES Act  ?

7.1.1) All HEERF Emergency Financial Aid Grant eligible students

1,568

7.1.2) Undergraduates 

i) Full-time students 



Pell grant recipient

a) 913



Non-Pell grant recipient

b) 187

ii) Part-time students

Pell grant recipient

a) 280

Non-Pell grant recipient

b) 188

7.1.3) Graduates

i) Full-time students

ii) Part-time students

Full-time students


Part-time students


**Number of HEERF Student Recipients – Emergency Grants to Students (unduplicated)**

7.2) How many students received emergency financial aid grants provided under Section 18004 of the CARES Act? (unduplicated across all HEERF sections)

7.2.1) All HEERF Emergency Financial Aid Grant eligible students

1,568

7.2.2) Undergraduates 

i) Full-time students 



Pell grant recipient

a) 913



Non-Pell grant recipient

b) 187

ii) Part-time students

Pell grant recipient

a) 280

Non-Pell grant recipient

b) 188

7.2.3) Graduates

i) Full-time students

ii) Part-time students

Full-time students

Part-time students



## Summary


The amounts displayed under the Summary section are auto-calculated based on the responses entered in the Number of HEERF Student Recipients and the HEERF Amount Disbursed questions


### HEERF Amount of Grants Disbursed

What was the amount of grants disbursed to students through all HEERF funds?

All HEERF Emergency Financial Aid Grant eligible students

\$985,509.00

Undergraduates 

i) Full-time students 



Pell grant recipient

a) \$389,972.50



Non-Pell grant recipient

b) \$297,297.00

ii) Part-time students

Pell grant recipient

a) \$104,824.75

Non-Pell grant recipient

b) \$193,414.75

Graduates

i) Full-time students

Full-time students

\$0.00

ii) Part-time students

Part-time students


\$0.00


### Average HEERF Amount Awarded

Among students who received HEERF emergency financial aid grants, what was the average award amount per student?

All HEERF Emergency Financial Aid Grant eligible students

\$628.51

Undergraduates 

i) Full-time students 



Pell grant recipient

a) \$427.13



Non-Pell grant recipient

b) \$1,589.82

ii) Part-time students

Pell grant recipient

a) \$374.37

Non-Pell grant recipient

b) \$1,028.80

Graduates

i) Full-time students

Full-time students

\$0.00

ii) Part-time students


Part-time students

\$0.00

Funds Expended Categories 

8) Provide the total amount of HEERF funds expended on the categories provided.

Please note that the CARES Act prohibits the use of funding for the provision of pre-enrollment recruitment activities; endowments; or capital outlays associated with facilities related to athletics, sectarian instruction, or religious worship. In addition, please note that this template is meant to serve as a guide, and therefore IHEs are not required to categorize amounts in every category listed but only those that IHEs found applicable to their unique circumstances. Lastly, reported numbers should be consistent with previously published quarterly funding reports (the sum of quarterly reports should equal the value of the annual report).

8.1) Providing additional emergency financial aid grants to students. 

| Amount in (a)(1) institutional dollars | Amount in (a)(2) dollars, if applicable | Amount in (a)(3) dollars, if applicable |
|--|---|---|
| \$0                                    | \$0                                     | \$0                                     |

Amount in (a)(1) institutional dollars

---

## 8.2) Providing reimbursements for tuition, housing, room and board, or other fee refunds.

| Amount in (a)(1) institutional dollars | Amount in (a)(2) dollars, if applicable | Amount in (a)(3) dollars, if applicable |
|--|---|---|
| \$691,232.71                           | \$0                                     | \$0                                     |

Amount in (a)(1) institutional dollars

---

## 8.3) Providing tuition discounts.

| Amount in (a)(1) institutional dollars | Amount in (a)(2) dollars, if applicable | Amount in (a)(3) dollars, if applicable |
|--|---|---|
| <i>Not Applicable</i>                  | \$0                                     | \$0                                     |

Amount in (a)(1) institutional dollars

---

## 8.4) Covering the cost of providing additional technology hardware to students, such as laptops or tablets, or covering the added cost of technology fees.

| Amount in (a)(1) institutional dollars | Amount in (a)(2) dollars, if applicable | Amount in (a)(3) dollars, if applicable |
|--|---|---|
| \$0                                    | \$0                                     | \$0                                     |

Amount in (a)(1) institutional dollars

---

## 8.5) Providing or subsidizing the costs of high-speed internet to students or faculty to transition to an online environment.

| Amount in (a)(1) institutional dollars | Amount in (a)(2) dollars, if applicable | Amount in (a)(3) dollars, if applicable |
|--|---|---|
| \$0                                    | \$0                                     | \$0                                     |

Amount in (a)(1) institutional dollars

---

- 8.6) Subsidizing off-campus housing costs due to dormitory closures or decisions to limit housing to one student per room; subsidizing housing costs to reduce housing density; paying for hotels or other off-campus housing for students who need to be isolated; paying travel expenses for students who need to leave campus early due to coronavirus infections or campus interruptions.

| Amount in (a)(1) institutional dollars | Amount in (a)(2) dollars, if applicable | Amount in (a)(3) dollars, if applicable |
|--|---|---|
| \$0                                    | \$0                                     | \$0                                     |

Amount in (a)(1) institutional dollars

Amount in (a)(2) dollars, if applicable

Amount in (a)(3) dollars, if applicable

- 8.7) Subsidizing food service to reduce density in eating facilities, to provide pre-packaged meals, or to add hours to food service operations to accommodate social distancing.

| Amount in (a)(1) institutional dollars | Amount in (a)(2) dollars, if applicable | Amount in (a)(3) dollars, if applicable |
|--|---|---|
| \$0                                    | \$0                                     | \$0                                     |

Amount in (a)(1) institutional dollars

Amount in (a)(2) dollars, if applicable

Amount in (a)(3) dollars, if applicable

- 8.8) Costs related to operating additional class sections to enable social distancing, such as those for hiring more instructors and increasing campus hours of operations.

| Amount in (a)(1) institutional dollars | Amount in (a)(2) dollars, if applicable | Amount in (a)(3) dollars, if applicable |
|--|---|---|
| \$0                                    | \$0                                     | \$0                                     |

Amount in (a)(1) institutional dollars

Amount in (a)(2) dollars, if applicable

Amount in (a)(3) dollars, if applicable

- 8.9) Campus safety and operations. 

| Amount in (a)(1) institutional dollars | Amount in (a)(2) dollars, if applicable | Amount in (a)(3) dollars, if applicable |
|--|---|---|
| \$109,959.88                           | \$0                                     | \$0                                     |

Amount in (a)(1) institutional dollars

Amount in (a)(2) dollars, if applicable

Amount in (a)(3) dollars, if applicable

- 8.10) Purchasing, leasing, or renting additional instructional equipment and supplies (such as laboratory equipment or computers) to reduce the number of students sharing equipment or supplies during a single class period and to provide time for disinfection between uses.

| Amount in (a)(1) institutional dollars | Amount in (a)(2) dollars, if applicable | Amount in (a)(3) dollars, if applicable |
|--|---|---|
| \$0                                    | \$0                                     | \$0                                     |

8.11) Replacing lost revenue due to reduced enrollment.

| Amount in (a)(1) institutional dollars | Amount in (a)(2) dollars, if applicable | Amount in (a)(3) dollars, if applicable |
|--|---|---|
| Not Applicable                         | \$229,917                               | \$0                                     |

8.12) Replacing lost revenue from non-tuition sources (i.e., cancelled ancillary events; disruption of food service, dorms, childcare or other facilities; cancellation of use of campus venues by other organizations, lost parking revenue, etc.).

| Amount in (a)(1) institutional dollars | Amount in (a)(2) dollars, if applicable | Amount in (a)(3) dollars, if applicable |
|--|---|---|
| Not Applicable                         | \$0                                     | \$0                                     |

8.13) Purchasing faculty and staff training in online instruction; or paying additional funds to staff who are providing training in addition to their regular job responsibilities.

| Amount in (a)(1) institutional dollars | Amount in (a)(2) dollars, if applicable | Amount in (a)(3) dollars, if applicable |
|--|---|---|
| \$0                                    | \$0                                     | \$0                                     |

8.14) Purchasing, leasing, or renting additional equipment or software to enable distance learning, or upgrading campus wi-fi access or extending open networks to parking lots or public spaces, etc.

| Amount in (a)(1) institutional dollars | Amount in (a)(2) dollars, if applicable | Amount in (a)(3) dollars, if applicable |
|--|---|---|
| \$23,787.49                            | \$0                                     | \$0                                     |

8.15) Other Uses of (a)(1) Institutional Portion funds.


|  |   |   |
|--|---|---|
| Amount in (a)(1) institutional dollars | Amount in (a)(2) dollars, if applicable | Amount in (a)(3) dollars, if applicable |
| \$160,527.92                           | <i>Not Applicable</i>                   | <i>Not Applicable</i>                   |

0 characters maximum: 0/600

Per section 4(c) of the recipient funding agreement, recipient retained and paid all of its employees during the period of disruption and closure related to the coronavirus.

600 characters maximum: 174/600

You may also upload an additional document (PDF or MS Word) for further explanation.

8.16) Other uses of (a)(2) or (a)(3) funds, if applicable. 

|  |   |   |
|--|---|---|
| Amount in (a)(1) institutional dollars | Amount in (a)(2) dollars, if applicable | Amount in (a)(3) dollars, if applicable |
| <i>Not Applicable</i>                  | \$0                                     | \$0                                     |

0 characters maximum: 0/600

8.17) Annual Expenditures for each Program

|  |   |   |
|--|---|---|
| Amount in (a)(1) institutional dollars | Amount in (a)(2) dollars, if applicable | Amount in (a)(3) dollars, if applicable |
| \$985,508.00                           | \$229,917.00                            | \$0.00                                  |

8.18) Total of Annual Expenditures

Total Expenditures  
\$1,215,425.00

## Students Who Received Funds



9) Provide the number of students who ever received HEERF grant funds in the reporting period and

their enrollment status at the end reporting period

- a) How many students received emergency financial aid grants through any of the HEERF funds? 1,568

*The number displayed in this question is an autofill from the Number of HEERF Student Recipients total as entered in Section 7 - Emergency Financial Aid*

- b) How many of the students who ever received HEERF Emergency Financial Aid Grants dropped out (withdrawal without a completion record or return to school since receiving funds)? 409

- c) How many of the students who ever received HEERF Emergency Financial Aid Grants are still enrolled at your institution? 794

- d) How many of the students who ever received HEERF Emergency Financial Aid Grants have completed their program of study at your institution? 363

- e) Withdrawal rate for students who received HEERF Emergency Financial Aid Grants 26.08%

## Full-Time Equivalent (FTE) Positions ^

10) Provide the number of full-time equivalent (FTE) positions as of the listed reporting dates.

*(The number of FTE positions includes all staff regardless of whether the position is funded by Federal, State, local, or other funds—including instructional and non-instructional staff and contractors—and equals the sum of the number of full-time positions plus the full-time equivalent of the number of part-time positions.)*

Full-time equivalent (FTE) positions as of September 30, 2018

Full-time equivalent (FTE) positions as of September 30, 2019

Full-time equivalent (FTE) positions as of March 13, 2020

---

---

1 2 3 4 5 6 7 8 9 10 11 **Review**

---

## End Notes



---

## Burden Statement



---

[Website Policies](#) | [API Documentation](#) | [Glossary](#) | [About the Data](#) | [Grantee Help](#)