



NORTHERN
Oklahoma College
TONKAWA | ENID | STILLWATER



2020-2021 **Nursing** Facts



Life changing.

Our Mission

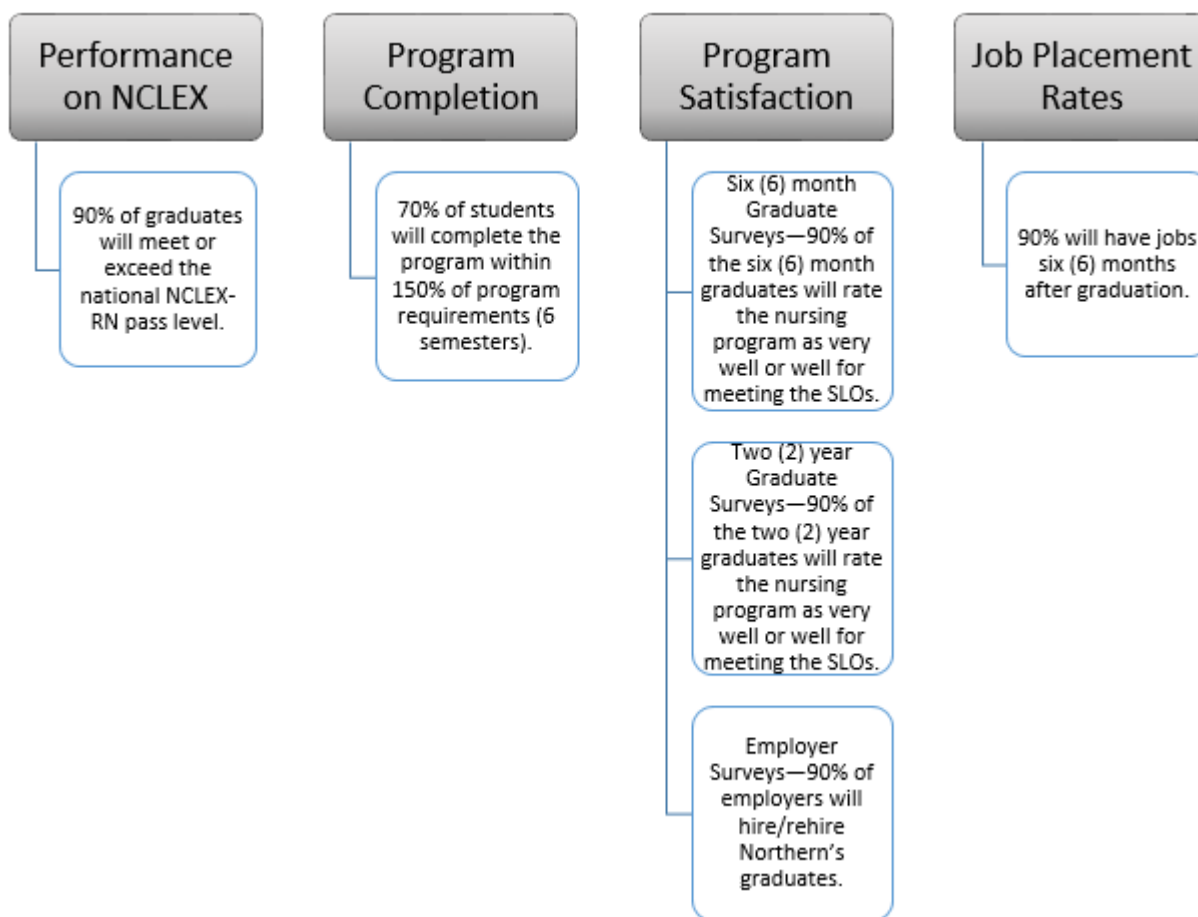
With an understanding that all individuals have worth and potential, we are committed to student learning and success. Using personal interaction, rigorous instruction and innovative technologies, we strive to provide high quality, accessible nursing education that prepares a safe, competent nurse who is committed to compassion, critical thinking and lifelong learning.

Our Philosophy

The nursing faculty views a client as a holistic being in a continuous state of development. The client may be the individual, family, or groups with a common purpose. Each client possesses intrinsic worth, unique needs, abilities, rights, and is entitled to be treated with dignity and respect. It is the right of the client to make decisions to achieve an optimal level of health.

The mission/philosophy and program outcomes of the nursing education unit are congruent with the core values and mission/goals of the governing organization.

Program Outcomes



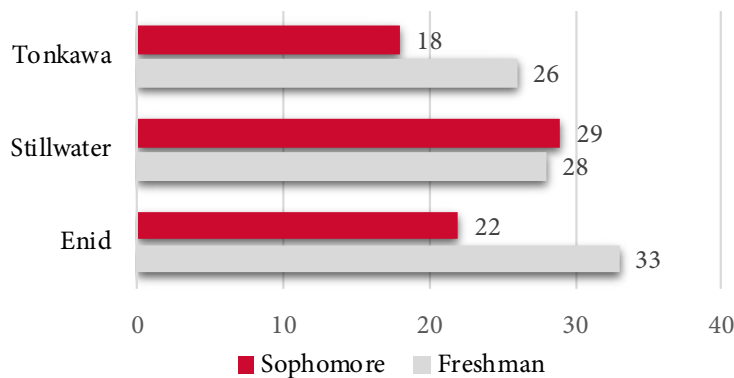
Introduction

The Northern Oklahoma College Nursing Fact Book is a collection of Nursing Division data collected to provide information to those who make decisions, write grants, and to the public interested in the Nursing Division. The Nursing Fact Book is a snapshot of the collective department including data from all three locations. Data and information is updated in August of the year reported.

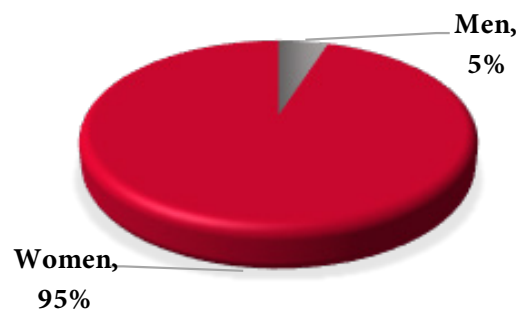
Demographics 2020-2021

	Male	Female
Tonkawa	1	43
Enid	4	51
Stillwater	3	54
Total	8	148

Nursing Student Count 2020-2021



Gender Count 2020-2021



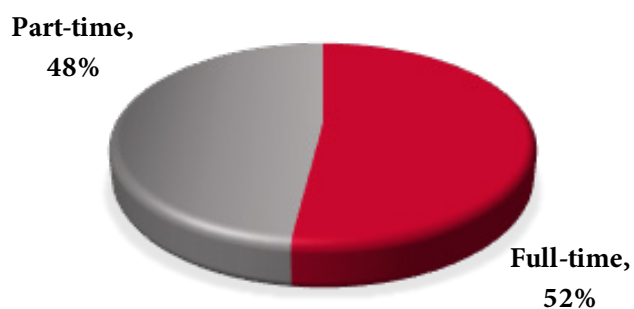
Race/Ethnicity 2020-2021

	Tonkawa	Enid	Stillwater
American Indian or Alaska Native	5	4	5
Asian	1	1	0
Black or African American	1	1	0
Native Hawaiian or other Pacific Islander	0	0	0
Hispanic/Latino	2	7	3
White	32	35	42
Unknown	2	3	8
Two races or more	0	3	2
Non-Resident/Alien	0	0	0

Faculty/Staff 2020-2021

	Full-time Faculty	Part-time Faculty	Full-time Staff	Part-time Staff
Tonkawa	4.5	3	1	0
Enid	3.5	5	0	0
Stillwater	4	3	0	0
Total	12	11	1	0

Faculty Ratio 2020-2021



NOC Classroom Ratio/

Student to Faculty

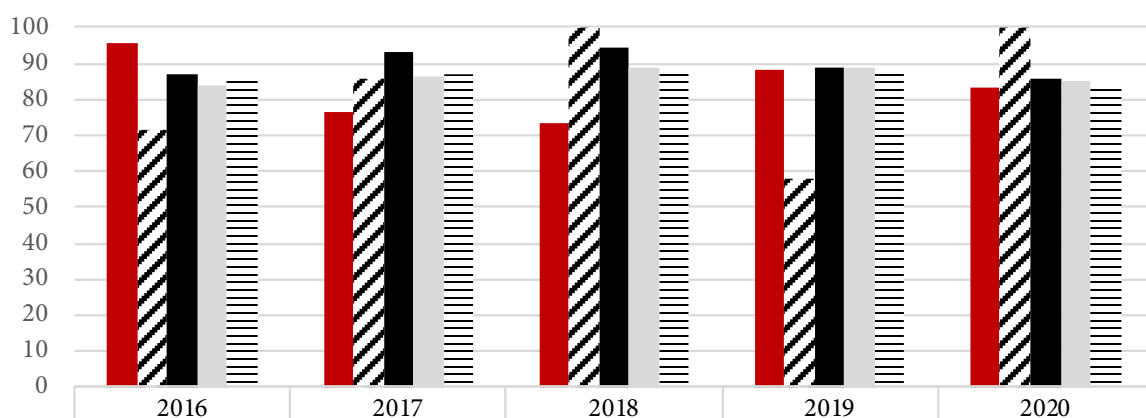
15:1

State Ratio

22:1

Data for 2018-2019 academic year

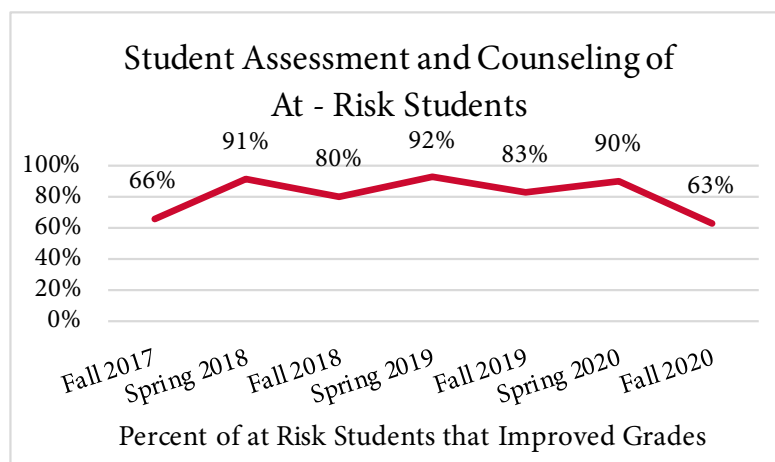
Pass Rates on NCLEX



	2016	2017	2018	2019	2020
Tonkawa	95	76	74	88	83
Enid	71	86	100	58	100
Stillwater	87	93	94	89	86
State	84	86	89	89	85
National	85	87	88	88	84

State and National data are reported two years post Institutional data.

All students regardless of academic capability may find themselves distracted, challenged, or overwhelmed by the demands of a rigorous nursing program. Rather than allow such students to be lost from the program due to academic failure, NOC nursing faculty will make any reasonable effort to identify, counsel, and support these students.



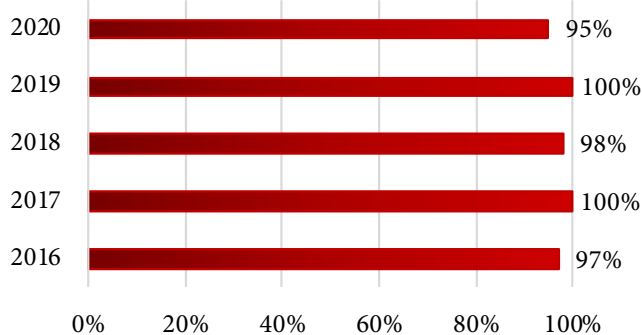
Program Satisfaction by Graduates/6 Months

Student Learning Outcomes	2016	2017	2018	2019	2020
Nursing Role	100%	94%	94%	95%	88%
Clinical Reasoning/Nursing Process	100%	100%	88%	100%	82%
Therapeutic Communication	100%	100%	88%	95%	88%
Management Care	100%	100%	88%	100%	77%
Assuming Accountability	100%	100%	94%	100%	94%
Multidisciplinary Communication	100%	94%	94%	100%	88%
Holistic Health	100%	94%	94%	100%	88%
Global Perspectivte	79%	81%	82%	95%	82%

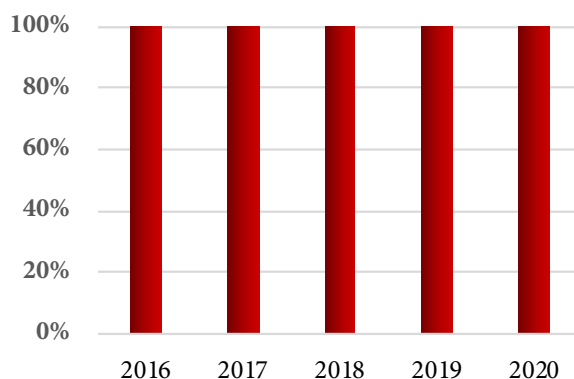
Program Satisfaction by Graduates/2 Year

Student Learning Outcomes	2016	2017	2018	2019	2020
Nursing Role	100%	80%	89%	83%	100%
Clinical Reasoning/Nursing Process	100%	93%	89%	100%	100%
Therapeutic Communication	100%	73%	89%	100%	100%
Management Care	100%	100%	89%	92%	100%
Assuming Accountability	100%	93%	89%	100%	100%
Multidisciplinary Communication	100%	93%	89%	100%	100%
Holistic Health	100%	87%	89%	100%	100%
Global Perspectivte	93%	73%	89%	92%	100%

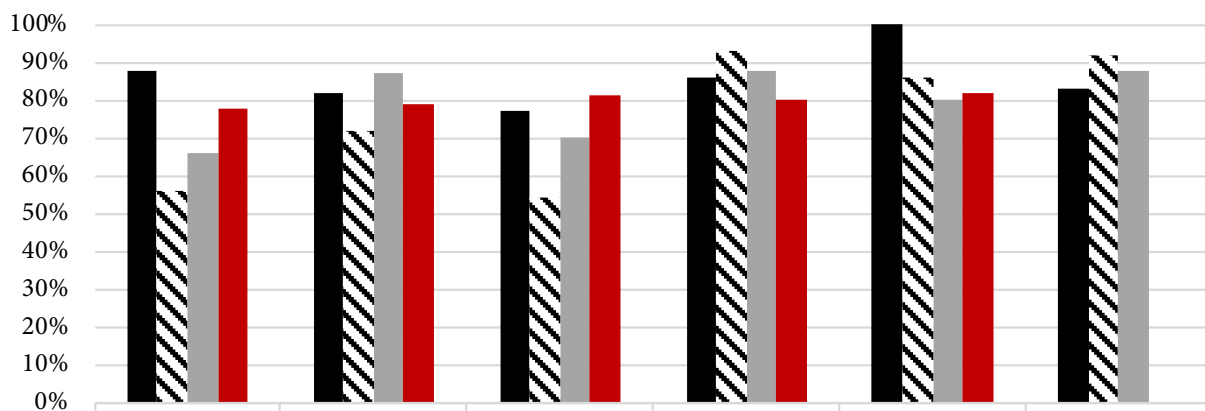
Job Placement Rates Within 6 Months of Graduation



Hire/Rehire - Employer Response



Completion/Graduation Rate



	2016	2017	2018	2019	2020	2021
■ Tonkawa	88%	82%	77%	86%	100%	83%
▨ Enid	56%	72%	54%	93%	86%	92%
■ Stillwater	66%	87%	70%	88%	80%	88%
■ State	78%	79%	81%	80%	82%	

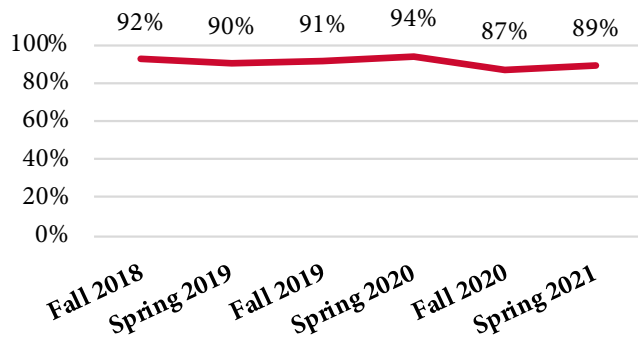
The graph year indicates the calendar year of graduation.

State and National data are reported two years post Institutional data.

Student Program Assessment 2020-2021

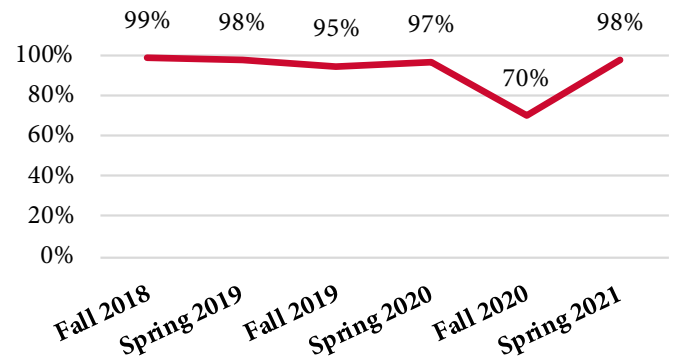
Evaluation Skills Lab and Equipment

The nursing skills lab and equipment are sufficient for learning.



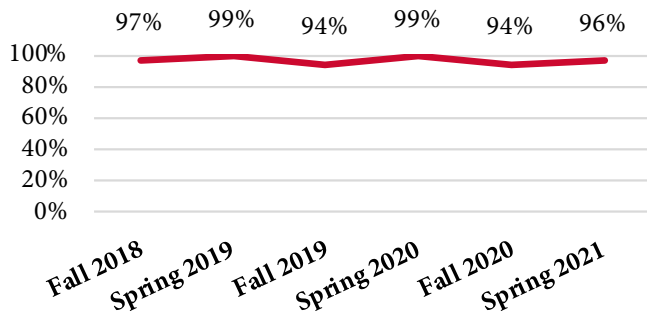
Clinical Experiences

I had various clinical experiences.



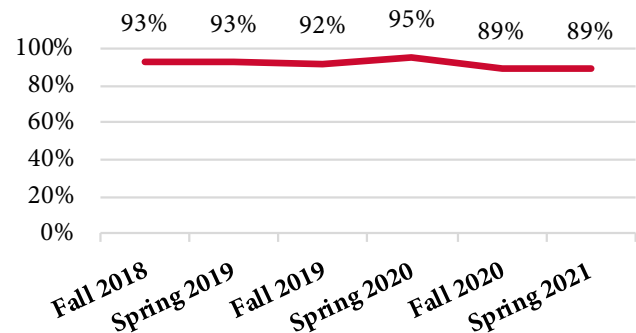
Critical Thinking Skills

My critical thinking skills have been put to use in the practicum experience.



Nursing Facility

I am satisfied with the nursing facility.



Learning Resources

The resources available to me (Blackboard, simulations, textbook, online, ATI) are accessible and helpful to my learning.

