



GATEWAY PROGRAM



NOC Stillwater Enrollment Checklist



615 N. Monroe
Stillwater
580.628.6900

www.noc.edu



GATEWAY PROGRAM



Table of Contents

How to Apply	2
Financial Aid.....	3
Scholarship Checklist.....	4-6
What to Do After Acceptance	7
How to Register for Courses	
NOC Username and Password Access.....	8
Steps to Register for Courses.....	9-12
What to Do Before Classes Start	13-14
NOC Student ID Number Location.....	15
NOC Username and Password.....	15
myNOC.....	15
Refund Option.....	16-17
NOC Student ID Card and Activation.....	18
Print Schedule.....	19
Email.....	19
Blackboard.....	20
Financial Aid.....	20
Payment Plan.....	21
Academic Calendar.....	22-23
Dates to Remember.....	24
NOC Social Networking and Social Media Policy.....	25
NOC Emergency Alert System.....	26
IT Resources.....	27
NOC Bookstore.....	28
Oklahoma State University Information	
O-Key Account and OSU Email.....	29-30
OSU Student ID.....	31
OSU Dining Services.....	32
OSU Residential Life.....	33
Housing Rates.....	34-36
OSU Parking Permit and Transit.....	37
Bursar.....	38
Accessibility Services.....	39
NOC Stillwater Classroom Building Floor Plan	40



GATEWAY PROGRAM



How to Apply NOC Stillwater

1. Complete the free online application at www.noc.edu/apply.
For international students, complete the online application at www.noc.edu/international-students.
2. Send official high school transcript, official transcripts from other colleges attended and/or GED documentation to:
Attn: Registrar
Northern Oklahoma College
P.O. Box 1869
Stillwater, OK 74076
3. Send ACT scores (along with AP or CLEP results, if applicable) to NOC Registrar (address listed above).
If ACT has not been taken or results cannot be obtained, visit www.noc.edu/noctesting.
Choose Exam Registration Stillwater to schedule an appointment to take the ACT at a cost of \$60.

If ACT score is over 3 years old or ACT subscores are below 19, visit www.noc.edu/noctesting to schedule an appointment to take the Modular ACT exam. Cost will vary by the number of subjects taken.
4. Apply for Free Application for Federal Student Aid (FAFSA) studentaid.gov/h/apply-for-aid/fafsa.
 - Use NOC's Title IV Institutional Code 003162.
 - Contact Financial Aid in NOC Stillwater Classroom Building, or call 580.628.6917 to be sure you have turned in all the required documentation.
 - This is a free site. If you are asked to pay, you are on a commercial, not government website.
5. Complete the scholarship application at www.noc.edu/scholarships.
See attached checklist.
6. Contact for additional information:
 - **International students**, visit www.noc.edu/international-students for more information or call 580.628.6654.
 - **Native American students**, contact the Native American advisor at 580.628.6654 or gina.conneywerdy@noc.edu for information on tribal assistance.
 - **Student Accessibility Services (SAS)**, Call 405.744.7116 or visit accessibility.okstate.edu if you believe you have a disability and would like to start the intake process.
 - **Veterans or military students**, visit www.noc.edu/military for the GI Bill checklist and more information or call 580.628.6227 or 580.628.6906.

Financial Aid

The Financial Aid Office is located on the second floor of the NOC Stillwater Classroom Building. Please sign into the kiosk when you arrive or call 580.628.6917.

Steps to Apply for Federal Financial Aid:

- Complete the Free Application for Federal Student Aid (FAFSA) and submit it online by going to www.fafsa.ed.gov.
Be sure to sign the application and list NOC as a school to receive the Student Aid Report by using the Institutional Code, 003162.
- When NOC receives the Student Aid Report, you will be notified and asked to complete additional documentation.
If you have not been notified by NOC within two weeks of filing a completed FAFSA, please contact the Financial Aid Office at 580.628.6595 to see if additional information is needed.
- If you are requesting student loans, you are required to complete Entrance Counseling and a Master Promissory Note at www.studentloans.gov **before your loans can be awarded.**
- When all required documents are received, NOC will evaluate your file and send you an award notification email offering the eligible federal aid.
The email will be sent to the email address that you provide on your file documents.
- Accept or decline the offered awards online by following the step-by-step instructions given in the award email. Financial aid will be accepted through the myNOC portal at portal.noc.edu/ICS.

Remember that continued eligibility for all federal grant and loan programs **depends upon your academic progress**. A summary of requirements will be included with the award email notification. A detailed explanation of the NOC policy is included in the Course Catalog and Student Handbook located at www.noc.edu/course-catalog-handbook.

Scholarship Checklist

1. **Students planning to apply for scholarships must complete the Online Admissions Application at www.noc.edu/apply.**

2. **Complete the Institutional Scholarship Application Form at www.noc.edu/scholarships. A 24-hour waiting period is required after the admissions application has been completed before the scholarship application can be accessed.**
 - First-time users will “Sign Up” using their NOC username and password.
 - The password must contain a minimum of eight characters and include at least one numeral, one uppercase letter and one lowercase letter.
 - Upon signing up, you will receive a confirmation email to ensure your identity. Please check your spam folder for this email.
 - Once you have confirmed your account, you can begin accessing the system.
 - To be considered for scholarships, applicants must complete the Institutional Scholarship Application Form at www.noc.edu/scholarships along with any required additional documentation and submit to the scholarship office by the stated deadline each year.

3. **Complete the Free Application for Federal Financial Aid (FAFSA) at www.fafsa.ed.gov. Northern’s Title IV Institutional Code is 003162. **Every student who is awarded scholarships is required to complete the FAFSA.****
 - New filing year opens every October 1 for the next academic year.
 - When NOC receives the Student Aid Report, you will be notified and asked to complete additional documentation.
 - For applications received prior to January 1, you will receive your documents after the first of the year.
 - If you have not been notified by NOC within two weeks of filing a completed FAFSA, with the exception of those who filed prior to January 1, please contact the Financial Aid Office to see if additional information is needed.
 - To consider you for scholarships, the Financial Aid Office must have received your FAFSA and all required paperwork submitted, regardless of eligibility.
 - Applicants are required to complete the FAFSA within 30 days of accepting a scholarship award. Failure to do so may result in scholarship being revoked. NOTE: All financial aid will be primary source of funding education. Best consideration date for financial aid is December 1.

Contact Information:

Institutional Scholarship Coordinator
580.628.6760

scholarships@noc.edu

Or visit our website at www.noc.edu/scholarships

What to Expect:

- When all required documents are received, the Financial Aid Office will evaluate your student file and send out award notifications via email, including instructions on how to log in to myNOC and accept your awards.
- Scholarship award notifications will be sent via email and contain a link to the scholarship website that gives details about the offer and allows the scholarship to be accepted. If you are unable to open the link, go to www.noc.edu/scholarships.

Need to Know:

- Not every scholarship is available for award every year. Funding determines availability.
- **PRIORITY DEADLINE:** Applications for the Presidential Leadership Scholarship, the NOC/OSU Gateway Ambassadors Scholarship or the State Regents Academic Scholarship must be submitted by February 20. Priority deadline for all other scholarships is February 20 with scholarships awarded to qualified applicants on a first come, first serve basis until August 25. For new or transfer students, spring deadline is January 25.
- The scholarship committees on each campus shall determine the recipients for the scholarship awards. The Institutional Scholarship Office administers the scholarship awards.
- Priority will be given to applicants who are Oklahoma residents, United States citizens or permanent residents.
- Students on institutional academic achievement scholarships, i.e., PLC, academic, valedictorian, salutatorian, freshman or sophomore regents, etc. must be an Oklahoma resident and enrolled full-time.
- Maximum institutional scholarships may not exceed five (5) full-time academic semesters (does not include summer courses) unless otherwise stated.
- Scholarship funds will be applied for fall and spring semesters unless otherwise stated. Students who have a remaining scholarship balance within the current academic year and have maintained scholarship retention criteria may use their remaining balance during the summer semester.
- All students must reapply each academic year. A complete list of scholarships with criteria are available at www.noc.edu/scholarships.
- To be considered for scholarships, applicants must adhere to the institutional academic standards policies, drug and alcohol policies, student conduct policies, and participation agreements. Failure to comply may result in removal of scholarship award. All policies and procedures may be found in the NOC Course Catalog and Student Handbook at www.noc.edu/course-catalog-handbook.

- Any student whose scholarship award has been removed from Northern Oklahoma College may appeal the removal by filling out the Scholarship Appeal Form and submitting it along with supporting documentation to the Scholarship Office. The appeals decision will be made by the Scholarship Appeals Board.
- Scholarship appeals are limited to one year from the start of the semester last enrolled in.
- While every effort is taken to ensure that the correct information is presented, current NOC policy, State Regents' policy, NOC Foundation policy, state and federal laws and/or the intent of the donor who established a Foundation scholarship program (as applicable) will override any outdated or erroneous information listed here.

Contact Information:

Institutional Scholarship Coordinator

580.628.6760

scholarships@noc.edu

Or visit our website at www.noc.edu/scholarships



GATEWAY PROGRAM



What to Do after Acceptance NOC Stillwater

1. Watch the *15 to Finish* video at www.noc.edu/degreeprograms.
2. Call NOC Stillwater Registrar's Office, located in the NOC Stillwater Classroom Building, at 580.628.6910. They can help you:
 - Set up testing for students who have ACT subscores below 19.
 - Set up an appointment with an advisor to enroll.
 - Students undecided about a major should access the resources provided through OSU Career Services at <http://www.hireosugrads.com/StudentsAlumni/ExploreCareers-Assessment.aspx> (you will need your O-Key information to access these resources) or make an appointment with the Coordinator of Student Academic Success Services at 580.628.6258 to discuss degree program options. The coordinator can also connect students with Focus 2, an online career exploration tool, to assist them in choosing a major that aligns with their personal attributes, such as values, interests, skills, and personality type.
3. Visit with an advisor to enroll for classes.
4. Once enrolled, NOC Stillwater Gateway students are eligible to apply for Residential Life housing at Oklahoma State University. For more information, see pages 28-31.

Enrollment dates can be found at www.noc.edu/course-schedules.



GATEWAY PROGRAM



How to Register for Courses

To register for courses, access coursework on Blackboard and for many other functions, you will need your NOC username and password.

If you are a new student, you will receive your username and password in an email, such as the one below, at the personal email address you listed on your application.

NOC email message will look something like this:

Welcome to Northern Oklahoma College! Your assigned NOC Access username and password is included at the bottom of this email. Your NOC username and password should be used to log into myNOC (student portal), Blackboard (academic coursework), wireless access, computer labs and your NOC student email account.

For more information on these sites and resources please visit www.noc.edu.

We look forward to working with you at Northern Oklahoma College. Should you have any questions, please do not hesitate to contact us through the IT Help Desk at 580.628.6291. You can also reference our online directory at www.noc.edu/directory for a complete listing of contact information.

**IMPORTANT: RETAIN THIS INFORMATION AND
DO NOT SHARE THIS INFORMATION WITH ANYONE.**

*You will frequently be asked to provide this for access to
NOC technology services.*

**USERNAME: JANEDOE
PASSWORD: ILOVENOC123**

If you do not receive this email or have issues logging in, please contact the NOC IT Help Desk at 580.628.6291 or email lori.erasmus@noc.edu.

If you are a returning student and you are unable to recall your username and password or if your assigned credentials do not work when you attempt to log in, please contact the IT Help Desk at 580.628.6291.

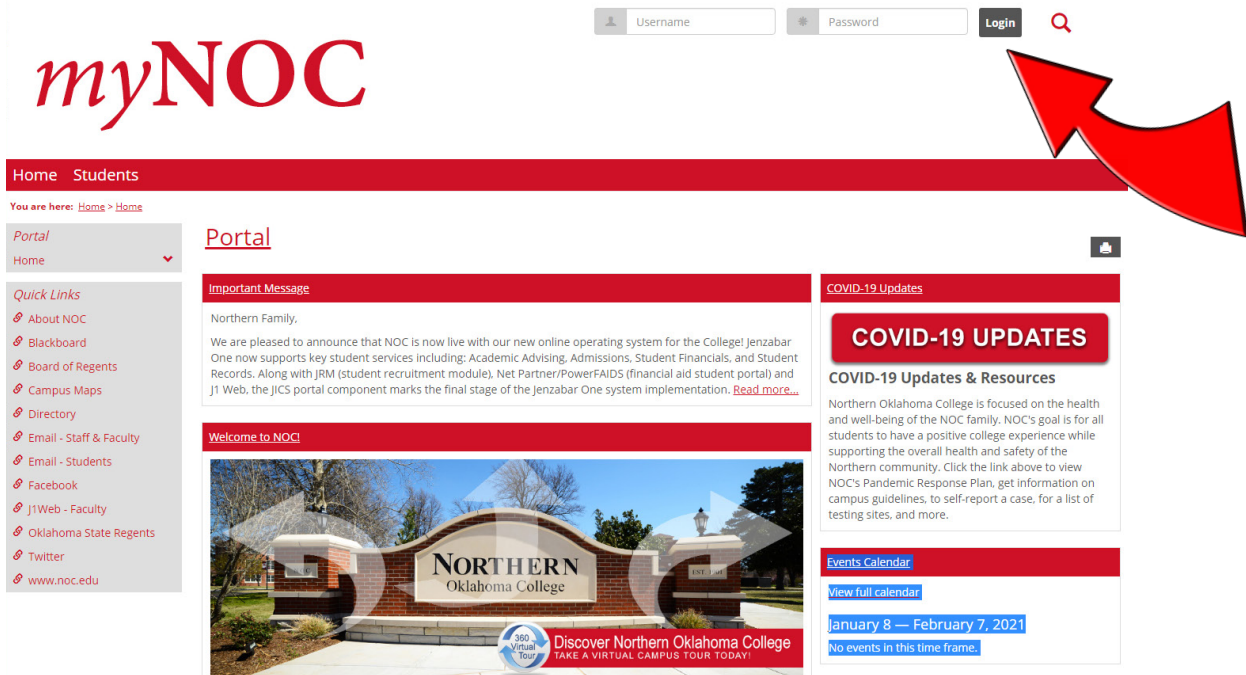
Once you have your credentials, log in to myNOC (portal.noc.edu) using your NOC username and password.

For questions, contact registration at:


Tonkawa: 580.628.6220

Enid: 580.548.2275

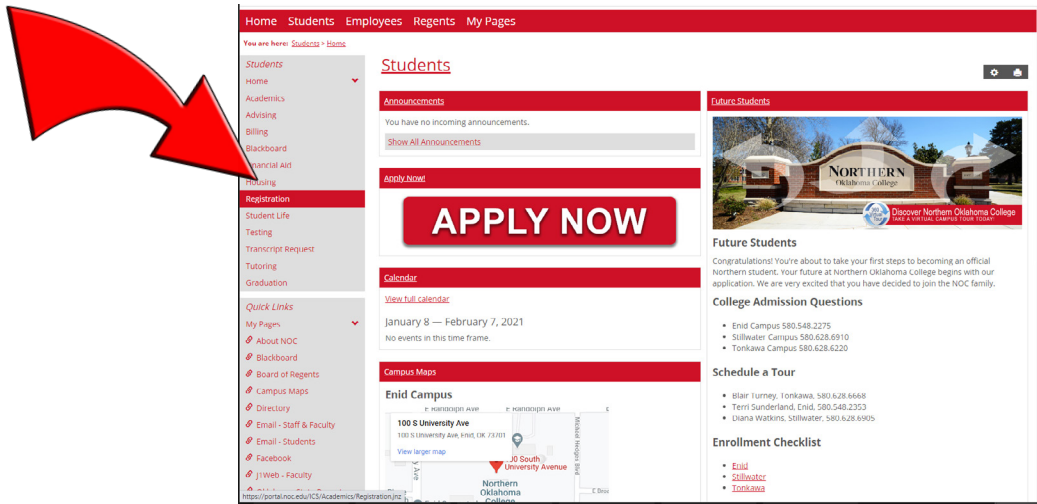
Stillwater: 580.628.6910



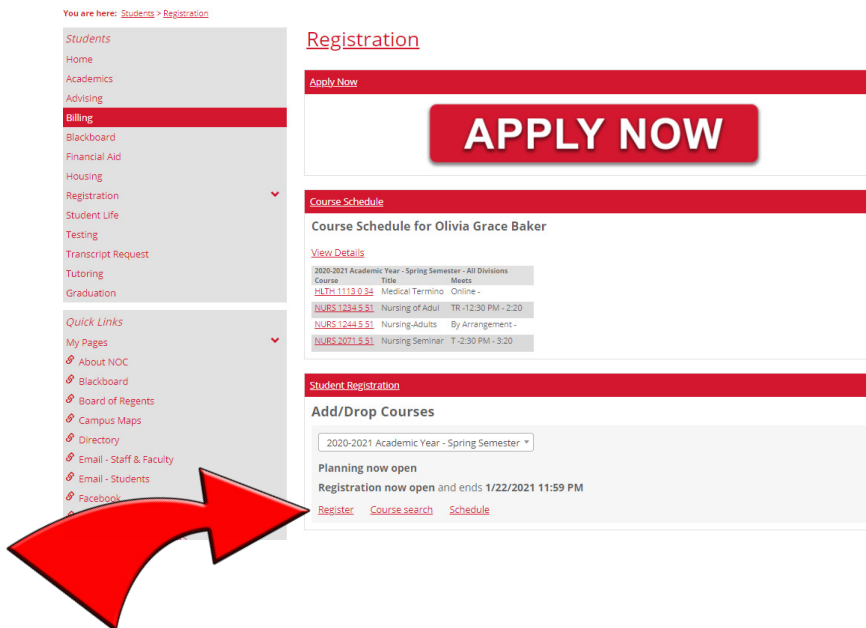
Click the "Students" tab.



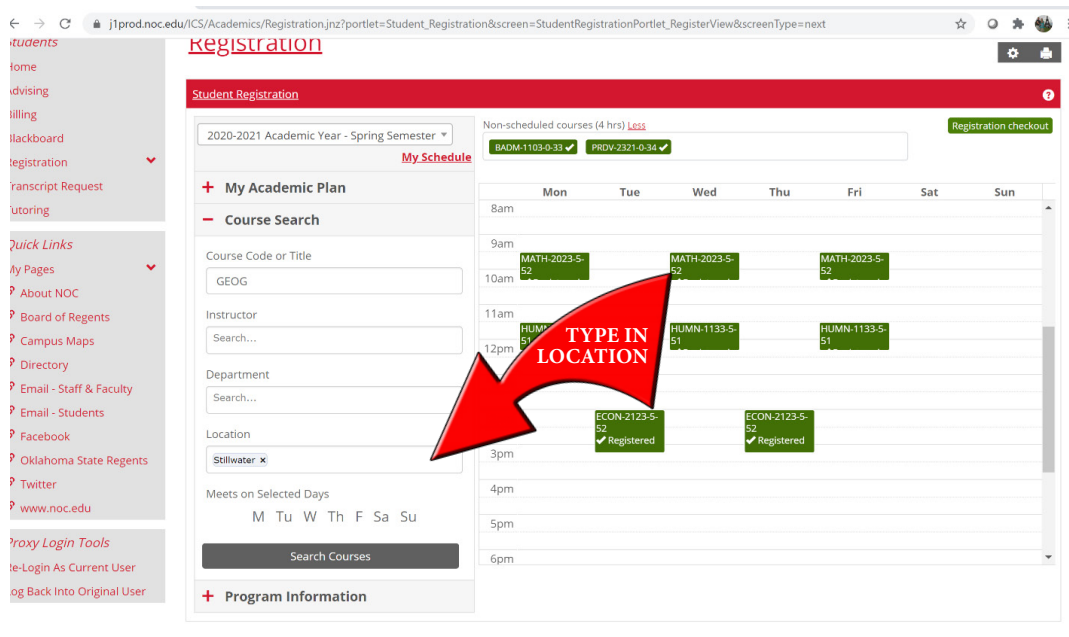
Click "Registration" on the left-hand side of the page.



Click "Register" under "Student Registration."



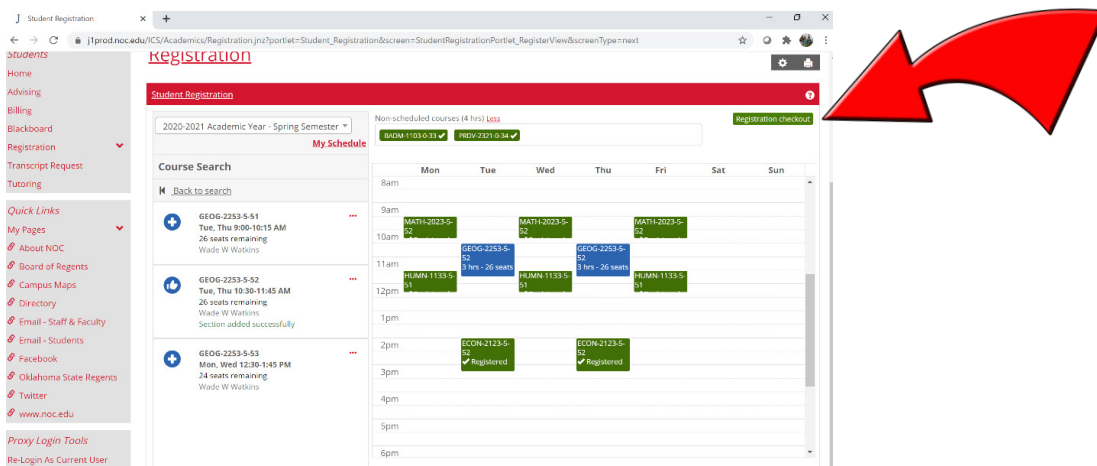
You can use the “Course Search” function to build your schedule. Be sure to type in your desired course location as well. Type in one of the following for course location: Tonkawa, Enid, Stillwater, Online or Online Live [courses attended via distance, but at set course times].



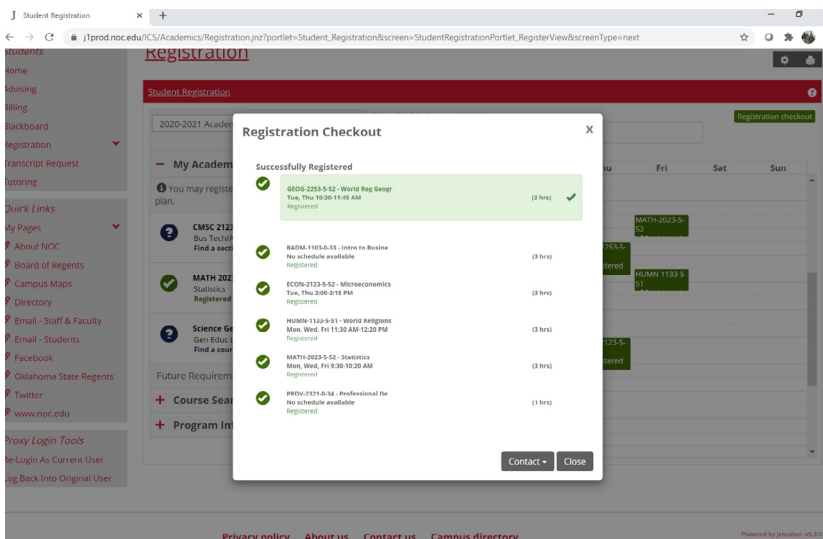
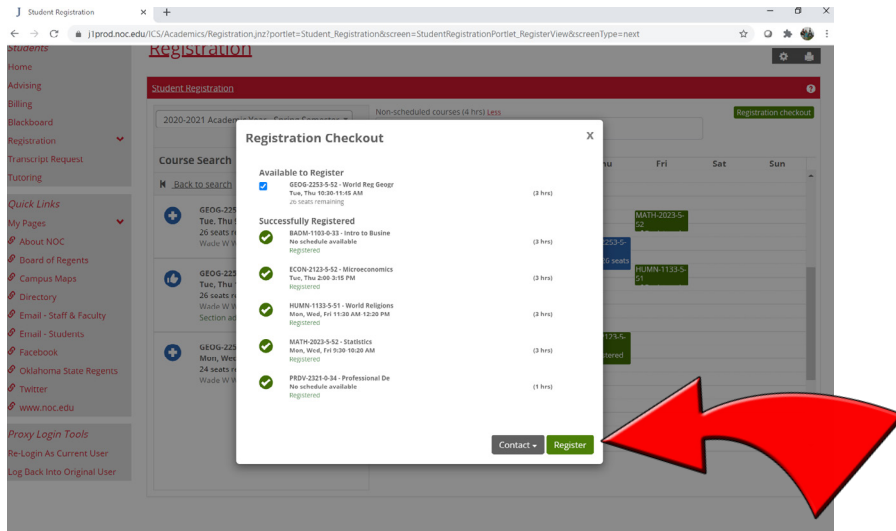
After you’ve chosen your sections, they will appear on the schedule to the right. Click “Registration checkout” [see below] in order to actually process your registration. Before you do so, please check the section numbers for your classes to ensure you’ve enrolled in the sections on the campus you intended. See guide below:

- Course sections beginning with a “03” [e.g. ENGL 1113-033/ HIST 1493-034] = Online courses
- All other courses beginning with a “0” [e.g. MATH 1513-001/002/003...010] = NOC Tonkawa
- Course sections beginning with a “1” [e.g. READ 0123-141] = NOC Enid
- Course sections beginning with a “27” [e.g. PSYC 1113-271/272/273...279] = Online Live courses
- Course sections beginning with a “5” [e.g. BIOL 1114-551/552] = NOC Stillwater; courses beginning with a 6, 7, or 8 [e.g. 651, 752, 853] = OSU-Stillwater students.

Click “Registration Checkout”

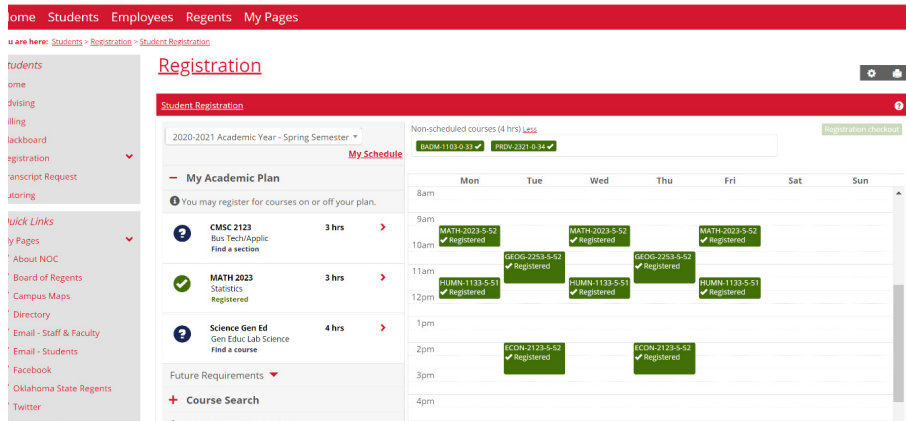


Check the box for courses under “Available to Register”; then click the green “Register” button.



You should now see the course[s] on your schedule with the word “registered” checked.

myNOC



NOTE:

To view your course schedule with classroom details, click “Course Schedule” under the “Registration” tab. You will see your complete schedule there. If you scroll down, you will see a place where you can open a PDF of your schedule to download or print.

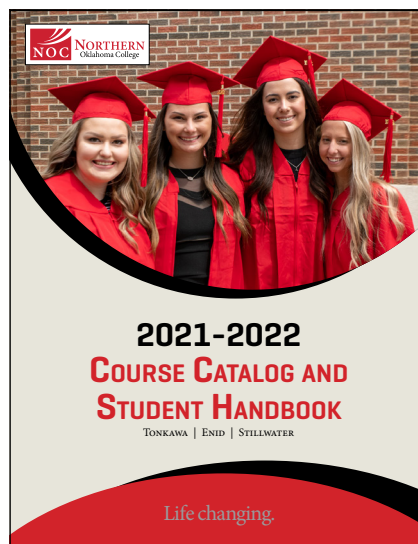


GATEWAY PROGRAM



What to Do Before Classes Start NOC Stillwater

1. To log in to MyNOC, you will need the username and password you were emailed under the subject line, "Your Northern Oklahoma College Account Information". If you do not receive this email or experience an error message when accessing, please contact Information Technology at 580.628.6291.
2. Add refund option, located within myNOC. Select Financial Refund option located under demographics. **You must complete this in order to receive an NOC ID card .** Activate your Student ID card (Pg. 16-17).
3. Log in to myNOC to print your schedule. It is recommended to reprint **Friday before classes** start for any room assignment changes (Pgs. 19).
4. **NOC Email/Blackboard.** Log in to your Blackboard account to confirm that your user name and password work. Classes will not appear on Blackboard until course start date. Log in to your NOC email. Set up NOC email or forward to personal email (Pgs.18-19).
5. Contact the Financial Aid Office at 580.628.6917 to verify all necessary paperwork is complete. Set up payment plan online, if needed (Pgs. 20-21).
6. Know your add/drop dates by visiting www.noc.edu/course-schedules (Pgs. 22-23).
7. Review the NOC social media policy at www.noc.edu/socialmedia (Pg. 25).
Read the Emergency Alert Information at www.noc.edu/emergencyalertsysteem (Pg. 26).
Read NOC IT Resource Statement and Helpdesk numbers (Pg. 27).
Read the Course Catalog and Student Handbook at www.noc.edu/course-catalog-handbook.





GATEWAY PROGRAM



What to Do Before Classes Start (Continued) NOC Stillwater

8. Get textbooks at www.nocbookstore.com or the OSU bookstore in the Student Union one week before school starts (Pg. 28). Books ordered online can be picked up at the NOC Stillwater Bursar Office.
9. Five days after enrolling, set up an O-Key account at <https://go.okstate.edu/admissions/okey.html> to access your OSU account services. After you have activated your O-Key account, go to the OSU Classroom Building, Room 421 for an OSU ID (Pg. 29-30).
10. Apply for Residential Life at reslife.okstate.edu if you plan to live on the OSU campus (Pgs. 32-36).
11. Purchase a parking permit at parking.okstate.edu. For questions concerning parking, please call 405.744.6525 (Pg. 37).
12. Log in to your O-Key account to access your OSU Bursar Account. As a Gateway student at Northern Oklahoma College Stillwater, you have two separate financial accounts, one with NOC and one with OSU (Pg. 38).
13. Students with permanent or temporary disabilities may request services through OSU's office of Student Accessibility Services accessibility.okstate.edu (Pg. 39).
14. Locate your classrooms. Maps with classroom building abbreviations can be located at https://www.noc.edu/assets/uploads/sites/740/2020/11/Stillwater_Floor_Directory_Final.pdf (Pg. 40).

NOC Student ID Number Location

NOC Student ID number can be located on:

- Student admissions letter.
- Schedule printed at initial enrollment.

NOC Username and Password

Your NOC username and password will be emailed to you:

If you have any questions or problems logging in please contact NOC's IT Help Desk at 580.628.6291.

myNOC

myNOC located on the NOC home page can be used to:

- View or print your unofficial transcript.
- Print your schedule.
- Check your NOC account balance. NOC will not mail billing statements. The myNOC portal is the only way to view your account balance.
- Accept your financial aid awards.
- Set up payment plan online, if needed.
- Review your grades online at myNOC, portal.noc.edu/ICS, before they are put on your transcript. NOC will not mail out grades.
- Review your holds.

Refund Option

In order to obtain a Student ID card, you must first complete the refund option:

Log on to your *myNOC* account to choose your refund preference. Upon logging on you will be prompted to choose the NOC card or ACH to your personal bank account. If you choose to use the NOC card, Herring Bank will mail the card to the address on your NOC student account.

Failure to activate your NOC card or set up direct deposit will delay your refund. All refunds process through Herring Bank with the exception of Parent Plus Loans and over-payments on past due accounts.

All unused Financial Aid, VA Education Benefits, Private Scholarships, and Tuition and Fees will be refunded to the student according to Federal and State Laws.

Refunds to NOC card: Herring Bank will notify you by email that your refund is available in your account. To setup online banking with Herring Bank call 866.335.4318.

Refunds to Personal Bank Account: Herring Bank will notify you they have started the ACH process to your bank.

No NOC card: Herring Bank will mail you a check.

After refund option is set up, you have to accept the financial responsibility contract before proceeding.

The screenshot shows the myNOC student portal. At the top, there are login fields for Username and Password, and a Login button. The main header is red with the myNOC logo. Below the header, there is a navigation bar with 'Home' and 'Students' links. A sidebar on the left contains 'Quick Links' such as 'About NOC', 'Board of Regents', 'Campus Maps', 'Directory', 'Email - Staff & Faculty', 'Email - Students', 'J1Web-Faculty', 'Blackboard', 'Facebook', 'Oklahoma State Regents', 'Twitter', and 'www.noc.edu'. The main content area is divided into several sections: 'Portal' with an 'Important Message' about the new online operating system, 'Welcome to NOCI' with a photo of the college entrance, 'COVID-19 Updates' with a 'COVID-19 UPDATES' button and text about the college's focus on health and safety, 'Events Calendar' with a 'View full calendar' link and the date 'December 2 — January 1, 2021', and 'Campus Resources'.

Refund Option

Frequently Asked Questions Only When Herring Bank Is Chosen for Refund Option

1. Is my card secure?

Yes. Your balance is protected. Never give anyone your card number, expiration date, security number or PIN number unless you are making a purchase. This information is not needed.

2. How do I use my Card?

You will receive a card in the mail. After activation, you may use your card at any ATM and at all merchants, including merchants on the Internet (fees may apply).

3. How can I view my balance, review my transactions or order checks?

Enroll in Internet Banking by first calling 866.335.4318.

4. How do I put more money on my NOC Card?

Making a deposit to your account is easy:

- Online at www.noccard.com.
- Direct deposit from your employer.
- Call 866.348.3435 to assist you.

5. Whom do I call if I have any questions about my Card?

For your convenience, call 866.348.3435. Please have your card or account number ready for verification.

Be sure to check your OSU bursar account balance. NOC financial aid will not pay OSU charges, but you may apply any NOC refunds to OSU charges. You will receive OSU holds (academic, enrollment, and charging) if OSU balance is not paid and the holds will prohibit future enrollment until paid.

As a Gateway student at Northern Oklahoma College Stillwater, **you have TWO separate email and financial accounts—one with NOC and one with OSU.** These have separate logins. It is VERY important that you follow the steps in this packet to setup and maintain these accounts. **As a Gateway student you will have TWO IDs and TWO financial accounts. YOU are responsible for both.**

NOC Student ID Card

- Go to the NOC Stillwater Classroom Building Main Office to obtain a free NOC ID Card. Nursing students must specify they need a Nursing NOC ID Card.
- The refund option must be completed prior to obtaining your NOC Student ID card. See directions on completing the refund option.
- To get your NOC Student ID card you will need: driver's license (photo ID) and Student ID number (under 18 requires parent's signature).

NOC Email

You will receive email notifications from Financial Aid, NOC Bookstore and instructors. You will also receive early alerts for cancellations, late-start times or other course changes that may occur.

NOC Email Access:
 Go to www.noc.edu
 Click student email under
 College Resources.
 Log in using only your
 NOC username and password.
 Email format is
username@students.noc.edu

Instructions on how to set up your cell phone for your NOC email account can be found at <https://www.noc.edu/it/it-resources/email>.

To forward an NOC Email account to a personal email:

- Go to www.noc.edu.
- Under Student Links click on Student Email.
- Log-on to Student Email using your full NOC email address and password.
- Open Outlook.
- Click the gear icon in the upper right for settings.
- Scroll to the bottom and click "View all Outlook settings".
- In the Settings window that pops up, click "Mail" on the left and "Forwarding" in the middle.
- Check "Enable forwarding".
- Type in your personal email address.
- Check "Keep a copy of forwarded messages".
- Click Save in the upper right.
- Send a test email to your NOC Student email address to confirm you receive it at your personal email address.

Schedule **RE-PRINT YOUR SCHEDULE THE FRIDAY BEFORE SCHOOL STARTS**

- Log in to myNOC.
- Click the "Students" tab.
- Click "Registration."
- Click "Course Schedule"
- Click "My Course Schedule."
- Go to the print icon in the upper-right corner to print your schedule.


Dropping a Course

Please note that after the final day to drop with a full refund, all requests to withdraw from a class must be processed through the Registration Office by either completing a drop form or sending an email from your student email account requesting to withdraw. No requests to withdraw will be processed after final exams are taken in any class.

Blackboard

NOC course material will NOT show up on Blackboard UNTIL the day classes begin!

- Go to www.noc.edu.
- Click the myNOC tab located towards the bottom right side of the page under College Resources.
- Click the Blackboard box on the right or <https://nocbb.onenet.net/webapps/login/>. Log in using your NOC username and password (do not create your own account).
- Teachers will post current grades, assignments and reminders about class.



Financial Aid

The Financial Aid Office is located on the second floor of the NOC Stillwater Classroom Building. Please sign into the kiosk when you arrive or call 580.628.6917.

Steps to Apply for Federal Financial Aid:

- Complete the Free Application for Federal Student Aid (FAFSA) and submit it online by going to www.fafsa.ed.gov. **Be sure to sign the application and list NOC as a school to receive the Student Aid Report by using the Institutional Code, 003162.**
- When NOC receives the Student Aid Report, you will be notified and asked to complete additional documentation.
If you have not been notified by NOC within two weeks of filing a completed FAFSA, please contact the Financial Aid Office at 580.628.6595 to see if additional information is needed.
- If you are requesting student loans, you are required to complete Entrance Counseling and a Master Promissory Note at www.studentloans.gov **before your loans can be awarded.**
- When all required documents are received, NOC will evaluate your file and send you an award notification email offering the eligible federal aid.
The email will be sent to the email address that you provide on your file documents.
- Accept or decline the offered awards online by following the step-by-step instructions given in the award email. Financial aid will be accepted through the myNOC portal at <https://portal.noc.edu/ics> website.

*Remember that continued eligibility for all federal grant and loan programs **depends upon your academic progress**. A summary of requirements will be included with the award email notification. A detailed explanation of the NOC policy is included in the Course Catalog and Student Handbook located at www.noc.edu/course-catalog-handbook.*

Payment Plan

- If you do not receive financial aid and you do not have enough money to pay for your school expenses right now, you may apply for a payment plan.
- Payment plan benefits include easy online enrollment, flexible payment options and **no** interest.
- Start with a \$25 nonrefundable enrollment fee per term.

Steps to Make Payment or Set Up Payment Plan:

- Go to portal.noc.edu.
- Log in to myNOC with your username and password
- Click on "Students."
- Click on "Billing."
- Under Herring Bank My Account Info, select term you are wanting to pay.
- Select "Make Payment with Herring Bank."
This will generate your bill, then scroll to the bottom to select "Set Up Payment Plan" or "Pay Now with Herring Bank." A new window will open where you will enter your payment information.

For more information about an NOC Bursar account, go to www.noc.edu/bursar or call 580.628.6903.

2021-2022 Academic Calendar

S	M	T	W	T	F	S
AUGUST 2021						
1	2 Begin Regular Hours	3 Stillwater Faculty Report	4	5	6	7
8	9 In-Service New FTE Faculty & Adjunct	10 Tonk/Enid Faculty Report T-E-S Faculty In-service	11 Faculty In-service	12	13	14
15 Week 1	16 Semester Begins	17	18 Final Day to Log on to Online Courses	19	20 Final Day to Add Courses	21
22 Week 2	23	24	25	26	27 Final Day to Drop with Full Refund	28
29 Week 3	30	31	1	2	3	4

S	M	T	W	T	F	S
SEPTEMBER 2021						
29 Week 3	30	31	1	2	3	4
5 Week 4	6 Labor Day No Classes Offices Closed	7	8	9	10	11
12 Week 5	13 Begin Late 12 week classes	14	15	16	17	18
19 Week 6	20	21	22	23	24 Final Day to withdraw w/o Evaluation	25
26 Week 7	27	28	29	30	1	2

S	M	T	W	T	F	S
OCTOBER 2021						
26 Week 7	27	28	29	30	1 Final Day to Withdraw E8	2
3 Week 8	4	5	6	7	8 End 1st - 8 Wks	9
10 Week 9/1	11 Begin 2nd 8 Weeks; Spr enrollment opens	12 Final Day to Add & Log Online for L8 Midterm Grades due by noon	13 Final Day to Drop L8 with Full Refund	14	15	16
17 Week 10/2	18	19	20	21	22	23
24 Week 11/3 31	25	26	27	28	29	30

S	M	T	W	T	F	S
NOVEMBER 2021						
31 Week 12/4	1	2	3	4	5	6
7 Week 13/5	8	9	10	11	12 Final Day to Withdraw 16 wk w/o Evaluation	13
14 Week 14/6	15	16	17	18	19	20
21	22	23	24	25 Thanksgiving Day <.....No Classes/ Offices Closed.....> <.....Thanksgiving Break.....>	26	27
28 Week 15/7	29 OSU Enrollment Opens Final Day to Withdraw L8 w/o Eval	30	1	2	3	

S	M	T	W	T	F	S
DECEMBER 2021						
28 Week 16/8	29 Final Day to Withdraw L8 w/o Evaluation	30	1	2	3 Final Day to Withdraw from all courses	4
5	6	7	8	9	10	11
12	13 Grades Due by Noon	14	15	16	17	18
19	20	21	22	23	24	25
26	27	28	29	30	31	1

S	M	T	W	T	F	S
JANUARY 2022						
2	3	4 DC/FL Meeting	5 Faculty In-service	6	7	8
9 Week 1	10 Spring Semester Begins	11	12 Final Day to Log On to Online Courses	13	14 Final Day to Add Courses	15
16 Week 2	17 MLK Day No Classes/ Offices Closed	18	19	20	21 Final Day to Drop with Full Refund No Shows Due by Noon	22
23 Week 3	24	25	26	27	28	29
30 Week 4	31	1	2	3	4	5

2021-2022 Academic Calendar

S	M	T	W	T	F	S
FEBRUARY 2022						
30 Week 4	31	1	2	3	4	5
6 Week 5	7 Begin Late 12 Classes	8 Final Day to Add Late 12 Classes	9	10	11	12
13 Week 6	14	15	16	17	18 Final Day to Withdraw E8 w/o Evaluation	19
20 Week 7	21	22	23	24	25 Final Day to Withdraw E8	26
27 Week 8	28	1	2	3	4	5

S	M	T	W	T	F	S
APRIL 2022						
27 Week 11/3	28 Freshman Fall Enrollment	29	30	31	1	2
3 Week 12/4	4	5	6 Interscholastic Contest	7	8 Final Day to withdraw from 16 wk w/o Eval	9
10 Week 13/5	11	12	13	14	15	16
17 Week 14/6	18	19	20	21	22 Final Day to withdraw from L8 w/o Evaluation	23
24 Week 15/7	25 OSU Enrollment Opens	26	27	28 Virtual Commencement Practice 3 p.m.	29 Final Day to Withdraw from All Courses	30 NOC Commencement

S	M	T	W	T	F	S
JUNE 2022						
29 E6/Online wk 4	30 Memorial Day/ No Classes	31	1	2	3 No Classes Offices Closed	4
5 E6/Online wk 5 4 week/ wk 1	6 Begin June 4 Week Classes	7 Final Day to Add 4 Week Classes	8 Final Day to Drop 4 Week Classes	9	10 No Classes Offices Closed	11
12 E6/Online wk 6 4 week/ wk 2	13	14	15	16 End E6/ Online Classes & Finals	17 No Classes Offices Closed	18
19 L6/Online wk 1 4 week/ wk 3	20 Begin L6/ Online Classes	21 Final Day to Add L6/Online Classes	22 Final Day to Drop L6/Online Classes	23	24 No Classes Offices Closed	25
26 L6/Online wk 2 4 week/ wk 4	27	28	29	30 End 4 Week Classes & Finals	1 No Classes Offices Closed	2

S	M	T	W	T	F	S
MARCH 2022						
27 Week 8	28	1	2	3	4 End 1st 8 Weeks	5
6 Week 9/1	7 Begin 2nd 8 Weeks	8 Final Day to Add & Log Online for L8 Midterm Grades due by noon	9	10	11 Last Day to Drop L8 with Full Refund	12
13 Week 10/2	14	15	16	17	18	19
<.....Spring Break.....>						
20 Week 10/2	21 Begin Fall Enrollment	22	23	24	25	26
27 Week 11/3	28	29	30	31	1	2

S	M	T	W	T	F	S
MAY 2022						
1 Week 16/8	2	3	4	5	6	7
<.....Final Examinations.....>						
8 E6/Online wk 1	9 Grades Due by Noon Begin E6/Online Classes	10 Final Day to Add E6/Online Classes	11 Final Day to Drop E6/Online Classes	12	13 No Classes	14
15 E6/Online wk 2	16	17	18	19	20 No Classes Offices Closed	21
22 E6/Online wk 3	23 Begin Summer Office Hours	24	25	26	27 No Classes Offices Closed	28
29 E6/Online wk 4	30 Memorial Day/ No Classes	31	1	2	3 No Classes Offices Closed	4

S	M	T	W	T	F	S
JULY 2022						
26 L6/Online wk 2 4 week/ wk 4	27	28	29	30 End 4 Week Classes & Finals	1 No Classes Offices Closed	2
3 L6/Online wk 3 4 week/ wk 1	4 Independence Day / No Classes	5 Begin July 4 Week Classes	6 Final Day to Add 4 Week Classes	7 Final Day to Drop 4 Week Classes	8 No Classes Offices Closed	9
10 L6/Online wk 4 4 week/ wk 2	11	12	13	14	15 No Classes Offices Closed	16
17 L6/Online wk 5 4 week/ wk 3	18	19	20	21	22 No Classes Offices Closed	23
24 L6/Online wk 6 4 week/ wk 4	25	26	27	28 End L6 / Online and 4 week Classes & Finals	29 No Classes Offices Closed	30

Dates to Remember

SPRING 2022

Freshman and Sophomore spring enrollment begins October 11, 2021 and ends January 14, 2022.

Courses begin January 10, 2022; February 7, 2022 and March 7, 2022.

The last day to drop a course with a full refund is January 21, 2022.

A 10% penalty will be assessed to any tuition or fees not paid by March 11, 2022

SUMMER 2022

Online/E6 (Early 6-week course)

Begins May 9, 2022 and ends June 16, 2022

Last day to add is May 10, 2022 and the last day to drop is May 11, 2022

Online/L6 (Late 6-week course)

Begins June 21, 2021 and ends July 29, 2021

Last day to add is June 22, 2021 and the last day to drop is June 23, 2021

June 4-Week Course

Begins June 6, 2022 and ends June 30, 2022

Last day to add is June 7, 2022 and the last day to drop is June 8, 2022

July 4-Week Course

Begins July 5, 2022 and ends July 28, 2022

Last day to add is July 6, 2022 and the last day to drop is July 7, 2022

For further questions please contact the main office at 580.628.6900

Social Media

www.noc.edu/socialmedia

NOC SOCIAL NETWORKING AND SOCIAL MEDIA POLICY

Northern Oklahoma College recognizes the need for a strong presence in the social media realm. The use of social networking and social media websites is increasingly common for departments, students and employees. These communication tools have the potential to create a significant impact on organizational and professional reputations. Northern Oklahoma College has developed a social network, a social media policy and an application process to ensure that any and all interactions on behalf of Northern represent the College's best interests. The intent of the policy is to properly portray, promote and protect the institution and to assist Northern entities in creating and managing their social media accounts. The policy also provides suggestions on how to protect personal and professional reputations while using social media.

Northern Oklahoma College is using social networking, Web 2.0 and social media technologies and websites to provide you with information in more places and more ways.

All social networking and social media accounts recognized by Northern Oklahoma College will be listed at the following sites. Check often to see who is on Facebook, Twitter and YouTube, etc.



Facebook- northernoklahomacollege
www.facebook.com/northernoklahomacollege



Twitter- N_O_C (#N_O_C)
www.twitter.com/N_O_C



Instagram - northernoklahomacollege
www.instagram.com/northernoklahomacollege



Find other NOC officially recognized social media accounts at:
<http://www.noc.edu/officially-recognized-accounts>



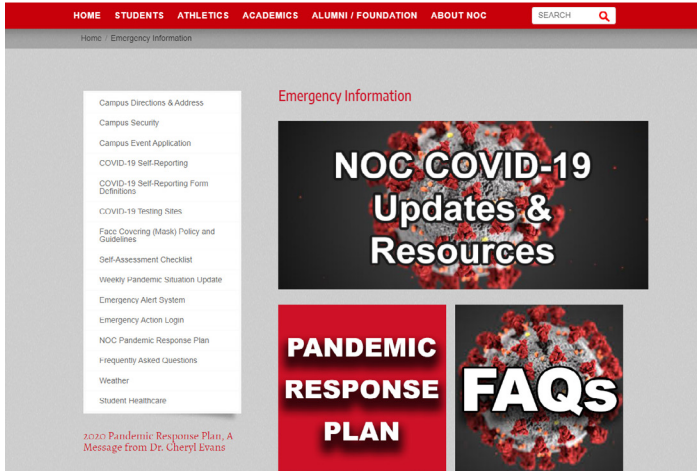
Northern Oklahoma College Social Media Policy
www.noc.edu/socialmedia

Emergency Alert

NOC Alert

NOC Emergency Information

www.noc.edu/emergency



About this site:

This website is your resource for up-to-date information about NOC alerts, closures and openings during emergencies or unfavorable weather situations. The updates from this site are available via telephone by calling the College’s general information number at 580.628.6677.

As a situation progresses, updates will also be available through local news media, the College’s webpage, group emails, text messages and social media updates. In the event of an emergency, the College community may also receive communications via phone, voicemail, the siren system, fire-panel systems and flat-screen televisions in public gathering places.

For emergency information about specific NOC services and facilities, check the campus links or contacts sections of this website.

Emergency Alert System:

Northern Oklahoma College uses an emergency alert system to help insure the safety of students and employees during an emergency situation, e.g., impending severe weather, intruder, etc. The NOC Alert System uses text, voice and email messages to alert the NOC community in these events. To confirm your number, add numbers (home, parents, family members, a second line, etc.), make changes to your account or opt out: log in to myNOC and click on the “NOC Alert” tab from the top navigation bar.

Proper Use of NOC IT Resources

The intent of computing at Northern is to promote administrative, educational and research efforts. In order to achieve this, computing ethics must be promoted at all times and the following terms and conditions must be adhered to:

- The transmission of any information which would be abusive, profane or sexually offensive to the average person is prohibited. Northern reserves the right to monitor electronic transmissions on the Internet.
- Use of the Internet to conduct any business or activity or solicit the performance of any activity which is unlawful is prohibited.
- Users are expected to follow normal standards of ethics and polite conduct in their use of computing resources
- The institution reserves the right to limit access to web sites that allow or display abusive, obscene or profane language, degrade performance of resources or circumvent computer security measures.
- Full NOC Student IT Policy can be found at www.noc.edu/IT

**When misuse is discovered, disciplinary measures will be taken against the misuse.
The NOC Office of Student Affairs or its designee will review violations on a case-by-case basis.**

For More Information on NOC IT Services:

Blackboard 580.628.6339

MyNOC 580.628.6330

Email 580.628.6291

General IT Helpdesk 580.628.6291

NOC Bookstore Online

Go to www.nocbookstore.com

1. Click on the Textbooks column.
2. Select "Buy/Rent/Compare."
3. Select the current term and location of classes.

STEP 1

Textbooks ^ Merc

STEP 2

> Buy / Rent / Compare

Tonkawa BuyBack

Enid BuyBack

Wholesale BuyBack

Inclusive Access

Inclusive Access
Pricing

NOC Bookstore

Proudly Serving Northern Oklahoma College

CHOOSE YOUR COURSES

CURRENT COURSE LIST

FALL 2021 - TON / STW / WEB (AUG 2021)

Step 3

BIOL 1124 - SECTION 001
(YOUNG, EUGENE)

BIOL

Step 4

BIOL 1124

Step 5

Choose a Section...

Step 6

COMPARE PRICES ON THESE COURSE MATERIALS

Step 7

4. Select the department (example: Biology, Accounting, English).
5. Select the course number. This will be found on your schedule (example: BIOL 1214).
6. Select the section number, also on your schedule (example: 003 MCCOY, MARY ANN).
7. To select additional courses, repeat steps 4-6. **Once all courses have been added.** Click the "Compare prices on these course materials" button.

Classes that have Inclusive Access are directly billed to student's NOC Account. Each student will receive an access code through their NOC student email OR the course materials will be accessed through their Blackboard account. If the student wants to opt-out of the inclusive access, he/she can, but will not be able to get the printed version.

The QS Charts are QUICK STUDY guides. They are not required, but recommended by the instructor.

8. Proceed to checkout. Create an account with your NOC email and password or sign in with a current account.
9. Select a shipping method (mailed for a fee, couriered at no cost to The University Center or NOC Stillwater Classroom Building, or picked up at Enid or Tonkawa bookstore).
10. If you have selected to rent a book, make sure to read the directions for payment in the rental guarantee pop-up window.
11. Do not forget to click "place my order". Your order will not be processed until this step is done.

Course materials not mailed or directly billed may be picked up Monday-Friday 8 am-5 pm at the NOC Stillwater Classroom Building Bursar Office located at 615 N. Monroe in Stillwater 2-3 business days after ordering.

Oklahoma State University Accounts: O-Key Account & OSU Email


Through the NOC/OSU Gateway Program, students will have an NOC ID and NOC email, NOC bursar account, as well as an OSU student ID, OSU email and OSU bursar account. To access the OSU campus you will need to get your OSU ID.

To get your OSU ID, start by activating your O-Key account. Go to <https://apps.okstate.edu/okey/index.php>




Central Authentication Service

Activate Your O-Key Account



Login



Login Address

Password:

LOGIN

[Forgot Password?](#)
[Activate Account](#)

For security reasons, please [log out](#) and exit your web browser when you are done accessing services that require authentication!

What is O-Key?

O-Key is Oklahoma State University's centralized web-based account management and service provisioning system. **One of O-Key's core functions is to provide a single secure user ID and password that can be used to access OSU services.** After completing your student enrollment or filling out your employment paperwork, you will be eligible for an O-Key account [visit <http://okey.okstate.edu>]. By activating your account, you can set up your email address, create an e-mail account to the OSU-provided Exchange/Outlook services and set up your emergency and directory contact information.

As a Gateway student at Northern Oklahoma College Stillwater, **you have TWO separate email and financial accounts—one with NOC and one with OSU.** These have separate logins. It is VERY important that you follow the steps in this packet to setup and maintain these accounts. **As a Gateway student you will have TWO IDs and TWO financial accounts. YOU are responsible for both.** Be sure to check your OSU bursar account balance. NOC financial aid will not pay OSU charges, but you may apply any NOC refunds to OSU charges. You will receive OSU holds [academic, enrollment, and charging] if OSU balance is not paid and the holds will prohibit future enrollment until paid.

Activate O-Key Account

1. Go to okey.okstate.edu
2. Click on the O-Key Account Activation button on the main page.
3. Enter the first two letters of your last name, the last five digits of your Social Security Number (or OSU Identification Number) and your date of birth in the appropriate fields.

Attention International Students: If you do not have a social security number, please enter the last 5 digits of your temporary student identification number.

4. You will be asked to enter a PIN # that will be **emailed to you at the personal email address you listed on your application.**

5. Once all information has been entered successfully, you will be guided through an activation wizard that will help you obtain an O-Key username, password and email address. Upon completion of the activation wizard, it may take 24 hours before your new account is ready to use.

POINTS OF INTEREST IN O-KEY

Campus Alerts: You will be asked to provide emergency contact information that will be used for the Campus Alert system. You can enter your phone number to receive text messages and/or voicemail alerts. The Campus Alert system will notify you via text message and/or voicemail regarding emergencies on campus. This information is confidential and will not be used for communicating anything other than actual emergencies.

Email Forwarding: You have the option of using the OSU Outlook/Exchange email system, or you can opt to have your email forwarded to another e-mail address. You may change your email destination any time by logging into your O-Key account and click on "Email Destination."

Note: If you forward your email to another account, it will not be accessible from the OSU Outlook/Exchange system. Also, all previously received email messages will be deleted.

Password Expiration: O-Key passwords expire every 120 days to ensure the security of your account. You will receive an e-mail notifying you of your password expiration 30 days before it is set to expire, or you can monitor this on the first page of your O-Key account.

For questions about your O-Key account, please contact the IT Help Desk at

helpdesk@okstate.edu
or 405.744.HELP (4357)

As a Gateway student at Northern Oklahoma College Stillwater, **you have TWO separate email and financial accounts—one with NOC and one with OSU.** These have separate logins. It is VERY important that you follow the steps in this packet to setup and maintain these accounts. **As a Gateway student you will have TWO IDs and TWO financial accounts. YOU are responsible for both.** Be sure to check your OSU bursar account balance. NOC financial aid will not pay OSU charges, but you may apply any NOC refunds to OSU charges. You will receive OSU holds [academic, enrollment, and charging] if OSU balance is not paid and the holds will prohibit future enrollment until paid.

OSU Student ID

After you have activated your O-Key account, you will need to have your OSU ID made.

Students obtain their ID cards primarily through the ID Services Office at OSU Classroom Building, Room 421.

Walk-in location: Classroom Building, Room 421
110 N. Hester Street, Stillwater, OK 74078
Phone: 405.744.8434
e-mail: id.services@okstate.edu
Hours: Monday-Friday, 8 am to 5 pm

Your OSU ID Card can be used for:

- Photo identification.
- Access to certain buildings and facilities on campus.
- Charges to your OSU Bursar account.
- Borrowing Library Items.
- Entering Colvin Recreation Center.
- Using OSU Bus System.
- Access to a variety of campus events and services.

As a Gateway student at Northern Oklahoma College Stillwater, **you have TWO separate email and financial accounts—one with NOC and one with OSU.** These have separate logins. It is VERY important that you follow the steps in this packet to setup and maintain these accounts. **As a Gateway student you will have TWO IDs and TWO financial accounts. YOU are responsible for both.** Be sure to check your OSU bursar account balance. NOC financial aid will not pay OSU charges, but you may apply any NOC refunds to OSU charges. You will receive OSU holds [academic, enrollment, and charging] if OSU balance is not paid and the holds will prohibit future enrollment until paid.

OSU Dining Services

When it comes to food, it's all about choices – and with 30 unique dining options, there's something for every Cowboy. From national franchises to local favorites, healthy meals to indulgent snacks, the possibilities are endless. Whether you want an early-morning coffee or need a late-night snack, we've got it covered. We recognize that our students have varying needs and tastes when it comes to food; that is why we offer some of the most flexible meal plans in the nation.

All freshmen living on campus are required to have a meal plan at the bronze level or higher. One week before the start of each semester, half of your total meal plan amount is automatically loaded on your student ID, which can be swiped at any dining outlet on campus like a debit card. You can immediately spend as much or as little as you want, whenever you want and your balance declines as you make purchases.

Meal plan purchases are not restricted to food and beverages. Without ever leaving campus, you can purchase groceries, household items and school supplies at Twenty Something, our largest convenience store, located in Kerr-Drummond.

MEAL PLAN OPTIONS | email: dining@okstate.edu

2020-21 CONTRACTED MEAL PLAN	TOTAL PER YEAR	TOTAL PER SEMESTER	ROLLOVER AMOUNT PER SEMESTER**	AVERAGE SPENDING PER WEEK
PLATINUM CONTRACT	\$4,550	\$2,275	\$340	\$136
GOLD CONTRACT	\$4,010	\$2,005	\$300	\$120
SILVER CONTRACT	\$3,510	\$1,755	\$265	\$105
BRONZE CONTRACT*	\$3,100	\$1,550	\$230	\$93
COPPER CONTRACT	\$2,360	\$1,180	\$175	\$71

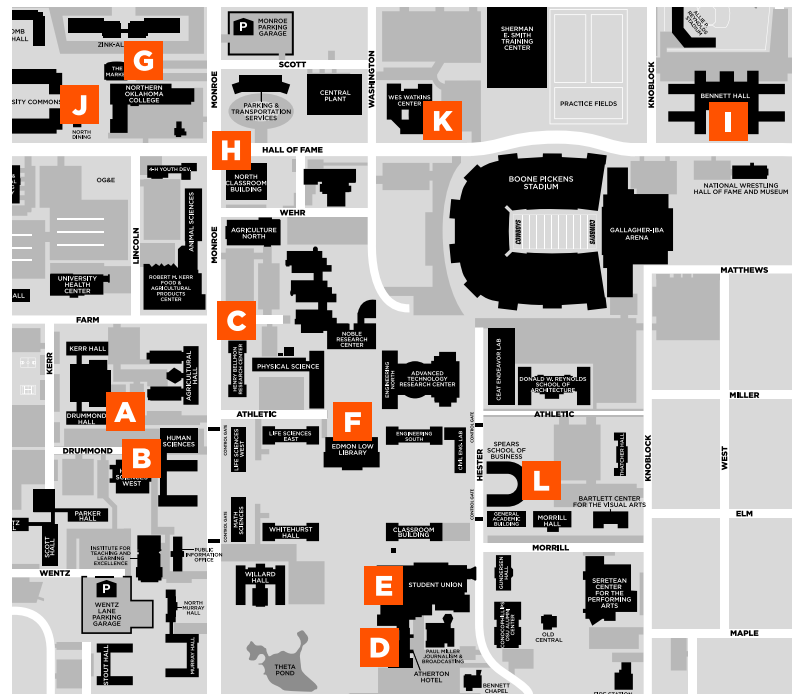
*Minimum meal plan for freshman living on campus ** With a valid meal plan contract

For any questions regarding your campus meal plan, please contact the Meal Plan Office at 405-744-4920. For questions about dining on campus, location hours, special dietary needs or other general information, visit dining.okstate.edu, call University Dining Services at 405-744-4424 or email dining@okstate.edu.

The total amount of the meal plan is equivalent to the cost of the meal plan. Unused funds, up to the "Rollover Amount per Semester," carry over from semester to semester with a valid meal plan contract. For additional questions regarding meal plans, visit dining.okstate.edu/meal-plan.html or call the Meal Plan Office at 405-744-4920.

DINING LOCATIONS

- A** Country Barbeque, Linguetti's, Which Wich, Twenty-Something
- B** Taylor's Dining, Planet Orange
- C** Newton's
- D** Ranchers Club
- E** Bread & Beyond Deli, Caribou Coffee, Chick-fil-A, Johnny Rockets, Mambo Italiano, Passport, Red Earth Kitchen, Union Chophouse Taqueria, Union Express, Union Shake Smart
- F** Cafe Libro
- G** The Hatch, Express It!
- H** Roots
- I** Slam Dunk, Fast Break
- J** Zest, Noodle U, Carvery, B&B Co., The Natural, Dash, Road Trip Pizza & Mac, Sunday Brunch
- K** Corner Cafe
- L** Business Perks



OSU Housing and Residential Life



NOC STILLWATER STUDENTS MAY CHOOSE HOUSING OPTIONS IN OSU RESIDENCE HALLS THROUGH THE FOLLOWING STEPS:

- 1) Complete enrollment with an advisor at NOC Stillwater.
- 2) Wait 5-7 days to receive your O-Key information through the email address indicated on NOC application.
- 3) Activate your O-Key account.
- 4) After your O-Key account is activated, contact OSU Residential Life for a temporary ID and password in order to login and apply for housing online.
- 5) Email OSU Residential Life at reslife@okstate.edu with your name, birth date and Banner ID Number.
- 6) Use your temporary ID and password to login and complete the housing application online. Go to <https://reslife.okstate.edu> and click on the **Apply for Housing** button at the top of the page.

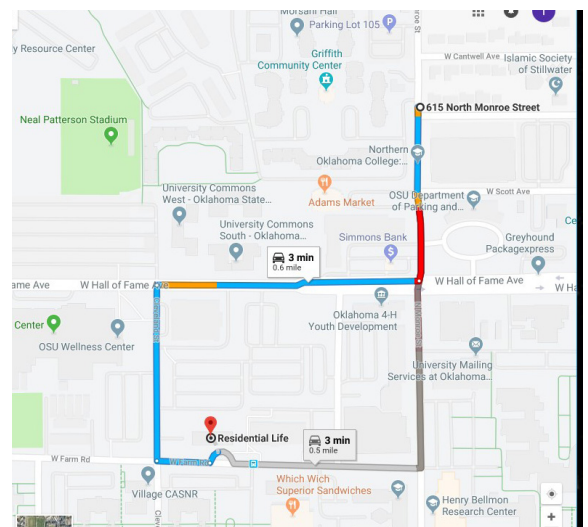
The sooner a student is enrolled at NOC Stillwater, the faster OSU will be able to process their information and activate an accepted O-Key account. After O-Key account is activated, the student can set up their OSU bursar account. All Residential Life charges will be on the bursar account.

For further questions concerning OSU Residential Life: call 405.744.5592 or email reslife@okstate.edu. Please include full name and question.

Housing and Residential Life
100 Iba Hall
Stillwater, OK 74078

View housing options online:
<https://reslife.okstate.edu/housing>

To schedule a tour, email housingtours@okstate.edu



NOC Stillwater students are encouraged to, but not required to, live in OSU housing.



Housing and Residential Life Rate Sheet

SINGLE STUDENT HOUSING RATES

| email: reslife@okstate.edu |

To determine your room and board charges, add the meal plan charges (please see the back of this rate sheet) and the room rent charges for the type of housing you select. All rates are quoted per person and include utilities (electricity, water, sewer, expanded basic cable, Ethernet and Wi-Fi internet access). Laundry facilities are free to single student housing residents. Monthly rates are provided for calculation purposes of contract buy-outs and late cancellation charges.

COMMUNITY LIVING	MONTHLY RATE	SEMESTER RATE	ACADEMIC YEAR RATE
UNIVERSITY COMMONS NORTH (ALL FEMALE), UNIVERSITY COMMONS SOUTH, UNIVERSITY COMMONS WEST			
SHARED ROOM	\$630	\$2,840	\$5,680
PRIVATE ROOM	\$778	\$3,500	
STOUT HALL			
SHARED ROOM	\$530	\$2,385	\$4,770
PRIVATE ROOM	\$735	\$3,305	\$6,610
IBA, PARKER, AND WENTZ HALLS			
SHARED ROOM	\$515	\$2,325	\$4,650
PRIVATE ROOM	\$678	\$3,050	
FURNISHED SUITES - NO LIVING ROOM IN UNIT			
BENNETT HALL, VILLAGE HALLS CASNR, B, C, D, E, F			
2 BEDROOM/1 BATH • <i>Private bedrooms</i> (Villages Halls CASNR, B, C, D, E or F)	\$770	\$3,470	\$6,940
1 BEDROOM/1 BATH • <i>Private bedroom</i> (Village Halls CASNR, B, C, D, E or F)	\$810	\$3,650	\$7,300
2 BED/1 BATH • <i>Medium private bedroom</i> (Bennett Hall)	\$690	\$3,110	\$6,220
1 BED/1 BATH • <i>Large private bedroom</i> (Bennett Hall)	\$790	\$3,565	\$7,130
1 BED/1 BATH • <i>Medium private bedroom</i> (Bennett Hall)	\$730	\$3,295	\$6,590
FURNISHED DELUXE SUITES - LIVING ROOM IN UNIT			
ALLEN, BENNETT, BOOKER, JONES, PATCHIN, STINCHCOMB, AND ZINK HALLS			
4 BEDROOM/2 BATH • <i>Private bedroom</i> (Patchin-Jones, Zink-Allen)	\$750	\$3,365	\$6,730
2 BEDROOM/1 BATH • <i>Private bedroom</i> (Booker, Stinchcomb)	\$805	\$3,630	\$7,260
2 BEDROOM/2 BATH • <i>Shared bedroom</i> (Patchin-Jones, Zink-Allen)	\$570	\$2,570	\$5,140
1 BEDROOM/1 BATH • <i>Shared bedroom</i> (Booker, Stinchcomb)	\$585	\$2,625	\$5,250
2 OR 3 BED/2 BATH • <i>Shared bedroom</i> (Bennett)	\$570	\$2,570	\$5,140
2 BED/2 BATH • <i>Large private bedroom</i> (Bennett Hall)	\$805	\$3,620	\$7,240
2 BED/2 BATH • <i>X-large private bedroom</i> (Bennett Hall)	\$850	\$3,825	\$7,650
2 BED/1 BATH OR ¾ BED/2 BATH • <i>Large private bedroom</i> (Bennett Hall)	\$750	\$3,365	\$6,730
2 BED/1 BATH OR ¾ BED/2 BATH • <i>Medium private bedroom</i> (Bennett Hall)	\$695	\$3,130	\$6,260
2 BED/1 BATH OR ¾ BED/2 BATH • <i>Small private bedroom</i> (Bennett Hall)	\$655	\$2,955	\$5,910
1 BED/1 BATH • <i>Large private bedroom</i> (Bennett Hall)	\$850	\$3,825	\$7,650

Rates are subject to change by approval of the Oklahoma State University Board of Regents. Any changes will be reflected at reslife.okstate.edu.

If a resident needs a housing accommodation based on disability or health-related issues, please contact Student Accessibility Services by phone (voice/TTY) at 405-744-7116, or visit their website at accessibility.okstate.edu. This includes registering service animals and emotional support animals.

SINGLE STUDENT HOUSING RATES | *continued* |

FURNISHED APARTMENTS	MONTHLY RATE	SEMESTER RATE	ACADEMIC YEAR RATE
BOST*, DAVIS*, KAMM, MORSANI-SMITH*, PETERSON-FRIEND, YOUNG*, SITLINGTON*, PAYNE-ELLIS*, CARREKER EAST AND WEST* AND MCPHERSON* HALLS			
4 BEDROOM/2 BATH (Bost*, Davis*, Kamm, Morsani-Smith*, Peterson-Friend)	\$760	\$3,425	\$6,850
2 BEDROOM/2 BATH (Morsani-Smith*, Peterson-Friend, Young*, Davis, and Stillington)	\$920	\$4,135	\$8,270
2 BEDROOM/1 BATH • Large Private Bedroom (Carreker East and West, McPherson, Payne-Ellis)	\$810	\$3,635	\$7,270
2 BEDROOM/1 BATH • Medium Private Bedroom (Carreker East and West, McPherson, Payne-Ellis)	\$760	\$3,425	\$6,850

*Denotes communities that are available for summer contracts.

Rates are subject to change by approval of the Oklahoma State University Board of Regents. Any changes will be reflected at reslife.okstate.edu.

If a resident needs a housing accommodation based on disability or health-related issues, please contact Student Accessibility Services by phone (voice/TTY) at 405-744-7115, or visit their website at accessibility.okstate.edu. This includes registering service animals and emotional support animals.

FAMILY & GRADUATE STUDENT HOUSING | email: fgsh@okstate.edu |

Family and Graduate Student Housing apartments are available to married and single parents as well as single graduate students and upperclassmen. Priority is given to families, single parents and graduate students, followed by nonfreshman residents. Individuals should apply 8-10 months in advance to ensure choice of apartments. The rates include all utilities (gas, water, electricity, digital cable television and internet connection). Prices listed are by the apartment.

West Neighborhood units will be available fully furnished (\$40/month for furniture). Residents in other neighborhoods that currently have furniture will keep their furniture until the unit becomes vacant. Partially furnished and unfurnished apartments are available. Partially furnished units feature a built-in dining table, four dining chairs, and two full-size beds and mattresses. A full-size bed can be exchanged for two extra-long twin beds and mattresses. Bed size preferences will be chosen on the Housing Portal when residents apply for housing. Residents will be charged \$10 per month for each bed in their unit. Any exchanges or movement of furniture and beds after the resident has selected their housing option will cost \$100 for each move.

FGS HOUSING OPTIONS	MONTHLY RATE	SEMESTER RATE
WILLIAMS NEIGHBORHOOD: BUILDINGS 12-15	\$720	\$3,600
PROSSER NEIGHBORHOOD	\$720	\$3,600
WEST NEIGHBORHOOD* (furnished units available for additional \$40/month)	\$730	\$3,655
STEVENS NEIGHBORHOOD	\$730	\$3,655
DEMAREE NEIGHBORHOOD	\$730	\$3,655
WILLIAMS NEIGHBORHOOD: BUILDINGS 101-105	\$838	\$4,190
BRUMLEY NEIGHBORHOOD	\$838	\$4,190
BRUMLEY NEIGHBORHOOD (co-primary)	\$420	\$2,100

Prices listed are by the apartment. By approval, Brumley residents can opt to have their rent split between two co-primary residents.

*The West Neighborhood is the only fully furnished option, and the cost is an additional \$40/month.

To apply for housing (single students, graduate and family), learn more about the LLPs or to browse the housing options and the benefits of living on campus, please go to reslife.okstate.edu.

Oklahoma State University (OSU) is committed to maintaining a learning environment that is free from discriminatory conduct based on race, color, religion, sex, sexual orientation, gender identity, national origin, disability, age or protected veteran status. OSU does not discriminate on the basis of sex in its educational programs and activities. Examples of sexual misconduct and/or sex discrimination include: sexual violence, sexual harassment, sexual assault, domestic and intimate partner violence, stalking, or gender-based discrimination. OSU encourages any student who thinks that he or she may have been a victim of sexual misconduct or sexual discrimination to immediately report the incident to the Title IX Coordinator. Students may also report incidents of sexual misconduct or sex discrimination to a faculty or staff member, who is then required by federal law (Title IX) to notify the Title IX or Deputy Title IX Coordinator. If a reporting student would like to keep the details confidential, the student may speak with staff in the Student Counseling Center (405-744-5472) or a University's Victim Advocate (405-564-2129). For more information regarding Title IX violations, please go to 1is2many.okstate.edu. This publication, issued by Oklahoma State University as authorized by the Office of Undergraduate Admissions, was printed by ----- at a cost of \$-----/---M 06/20 #8438

LIVING LEARNING PROGRAMS & SPECIAL INTEREST HOUSING

Housing and Residential Life is proud to offer many Living Learning Programs (LLP) and special interest housing on campus. These communities provide a great opportunity to live with others who share your interests and may also take classes with you.

COMMUNICATIONS SCIENCES AND DISORDERS

Located in Village C, this LLP is for students interested in the fields of speech pathology, audiology or American Sign Language. CDIS Student Academic Mentors and Community Mentors will help you become better acquainted with the department, academic demands and clinical opportunities.

ECOHOUSE – IBA, 3RD FLOOR

The EcoHouse LLP is open to residents of any major who want to explore strategies for sustainable living. Living at EcoHouse will provide you with resources to learn about sustainability and how to balance good stewardship of the environment, our communities and the economy.

ENGINEERING, ARCHITECTURE AND TECHNOLOGY

Freshmen in the College of Engineering, Architecture and Technology (CEAT) can join the LLP on the third, fourth and fifth floors of Parker Hall, which offers mentoring with upperclassmen, tutoring and more.

DISCOVER HOW (HEALTH OCCUPATIONS & WELLNESS)

This LLP is a community for students who are passionate about health and wellness and might be interested in making it a career. A focus is placed on peer health education, leadership development, as well as professional and personal growth. It is important for this LLP to assist students in finding what it is about health and wellness that drives them towards that career path or keeps them invested in living their healthiest life.

FRESHMAN IN TRANSITION (FIT)

FIT (Freshmen In Transition), located in Village CASNR, helps first-year students in the Ferguson College of Agriculture transition to college with academic, extracurricular, professional, social and service activities that promote personal growth and development.

GLOBAL SCHOLARS HOUSE

The Global Scholars House, located in Iba Hall, provides an opportunity for U.S. and International students to share a supportive and welcoming community at OSU.

HONORS COLLEGE

Stout/Bennett Honors are for students accepted into the The Honors College. Students in these communities are high achieving and expect to build a supportive community that consists of interacting with friends, faculty and staff in the residence halls.

MAUDE'S SQUAD

Maude's Squad, in Parker Hall, is the all female program focusing on developing successful women in the College of Engineering, Architecture and Technology (CEAT).

MEDIA HOUSE

Media House LLP is located on the third floor of Village Hall C. The community is sponsored by the School of Media and Strategic Communications (SMSC).

OKSTATE FIRST

OKSTATE FIRST, located in Iba Hall, is designed to help first generation students transition into college by providing resources and activities that promote student success.

OSU LEADS – SOUTH COMMONS 1ST FLOOR

The OSU LEADs LLP connects students who are passionate about positively impacting the community by coming together to solve issues.

OUTDOOR ADVENTURE – SOUTH COMMONS 1ST FLOOR

The Outdoor Adventure LLP is open to any student interested in adventure sports and experiences. Students will be introduced to various adventure experiences while learning to promote environmental and social awareness.

P.E.T.E. PROJECT – WEST COMMONS 3RD FLOOR

The P.E.T.E. (Preparing, Empowering, Transforming and Engaging) Project LLP provides opportunities for new Education and Human Sciences students to be supported with Student Academic Mentors through small-group and communitywide experiences.

SPEARS SCHOOL OF BUSINESS

The Spears LLP, located in Villages E & F, is designed to focus on the holistic development of each resident by helping students build a strong community with fellow Spears students. The program is built around new and continuing students pursuing a career in any of the business degree fields.

APPLY FOR LIVING LEARNING PROGRAMS THROUGH YOUR ADMISSIONS PORTAL

For more information about Living Learning Programs, please visit our website at okla.st/LLPrograms

100 Iba Hall | Stillwater, OK 74078
P 405-744-5592 | F 405-744-6775 | reslife@okstate.edu

Oklahoma State University
Housing and Residential Life
RESLIFE.OKSTATE.EDU

Parking Permit & Transit

To purchase a parking permit go to parking.okstate.edu

1. Click "Purchase a Permit"
2. Log in using your O-KEY account - You must have an O-KEY email account to purchase a parking permit.

For questions concerning parking, please call: 405.744.6525

Vehicles parked on the OSU campus must purchase and display a parking permit **annually**, unless the vehicle is parked in a pay facility [i.e., garage or metered space]. Any motor vehicle parked on university property between the hours of 5 am to 5 pm, Monday through Friday, **must display a valid OSU paid parking permit**. All OSU parking permits and registration decals, regardless of when they are issued, expire on July 31 of each year, with the exception of bicycle permits that expire on May 31 of each year. Updated permits and decals are required for each new academic year. Hang or cling parking permits are transferable only between vehicles, not individuals. You are required to park in the designated areas determined by your permit. To view the bus routes, schedules and maps go to <https://okstate.ridesystems.net/routes>. For questions concerning transit, please call **405.744.2832**.

THE CLOSEST LOTS TO NOC STILLWATER ARE MONROE PARKING GARAGE AND SILVER LOTS.
View bus route online: thebus.okstate.edu



Running All

- Black North (inactive)
Not in Service
- Black South
- Orange
- Gold
- Gray
- Gray Reduced
Only available during breaks
- White
- Purple
- Brown
- Blue
- Scarlet
- Green
Night Route
- Express
- ADA
- Special Event

The Bus Tracker

3 hours ago
 Attention riders: Due to a temporary closure on Hester Street, in front of the business building. The business bui... <https://t.co/T7Cbdspgar>



OSU Contact:
parking@okstate.edu

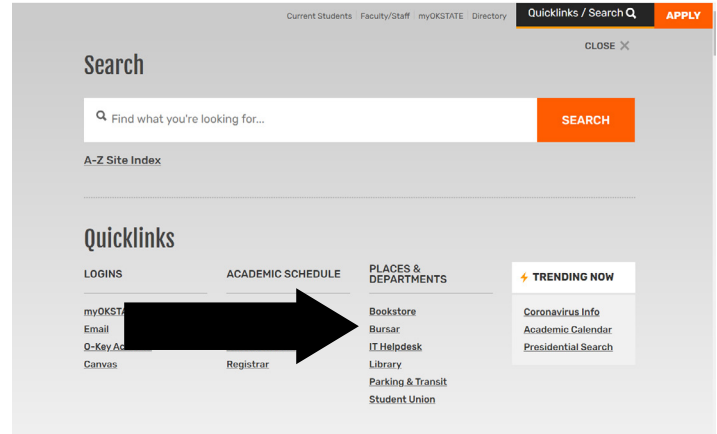


Oklahoma State University
 Parking and Transportation
 Services

OSU Bursar

Use your OSU email and password to login to O-Key Account Services.

Go to my.okstate.edu to log in, then click on “OSU Stillwater/Tulsa Bursar Account” under Quick Links.



To access your OSU Bursar account, go to www.okstate.edu and select the Student Life tab, then select the Bursar link. You will need your Banner ID number [this can be found on your OSU Student ID Card] and password to login.

Note: You will not be able to log into your Bursar account until you have activated your O-Key Account.

Bursar Services - Connect to Bursar Services to do the following:

- View your bill.
- Enroll in a semester monthly payment plan.
- View your bursar account activity.
- Make payments and store payment profiles.

You can authorize others (such as your parents, guardians or spouses) to access your bursar account information, set up a payment option plan and make payments on your account.

To view a step-by-step guide for the OSU Bursar

1. Go to <https://bursar.okstate.edu>.
2. Click the link under View Bursar Billing Statements “Bursar Online Information Step by Step Guide”.

As a Gateway student at Northern Oklahoma College Stillwater, **you have TWO separate email and financial accounts—one with NOC and one with OSU.** These have separate logins. It is VERY important that you follow the steps in this packet to setup and maintain these accounts. **As a Gateway student you will have TWO IDs and TWO financial accounts. YOU are responsible for both.** Be sure to check your OSU bursar account balance. NOC financial aid will not pay OSU charges, but you may apply any NOC refunds to OSU charges. You will receive OSU holds [academic, enrollment, and charging] if OSU balance is not paid and the holds will prohibit future enrollment until paid.

Accessibility Services

Oklahoma State University Accessibility Services is located in the University Health Services Office, 1202 W. Farm Road, Room 155.

Students with permanent or temporary disabilities may request services by contacting Student Accessibility Services and providing appropriate documentation.

Academic support services include:

- Specialized Testing.
- Classroom Accommodations.
- Accessible Textbooks.
- Access to Assistive Technology (AT).

<https://accessibility.okstate.edu/>

315 Student Union

Stillwater, OK 74078-7051

Office Phone: 405.744.7116

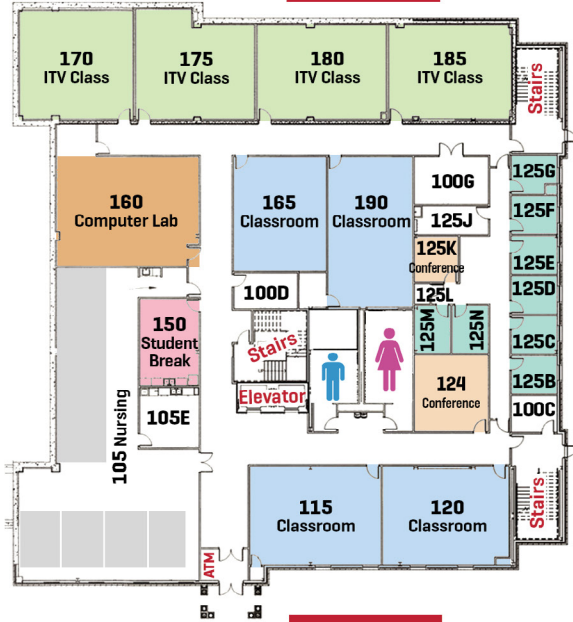
Fax: 405.744.8380

Email: accessibility@okstate.edu

8:00 am-12:00 pm and 1:00 pm-5:00 pm

NOC Stillwater Classroom Building

FLOOR 1



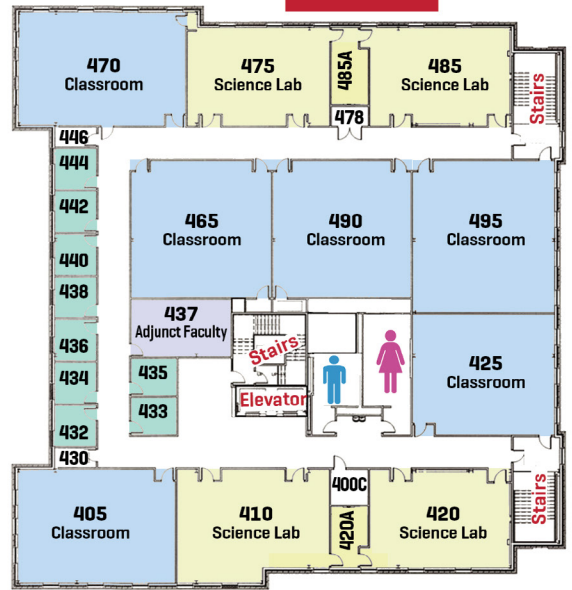
FLOOR 2



FLOOR 3



FLOOR 4



FIRST FLOOR
 Classrooms
 Computer Lab
 Nursing Faculty Offices
 Nursing Skills Lab
 Student Break Room

SECOND FLOOR
 Administrative Offices
 Brown Room
 Classrooms
 Commons Area
 Testing
 Tutoring



Stillwater Floor Directory
 615 N. Monroe • PO Box 1869
 Stillwater, OK 74078 • 580.628.6900
www.noc.edu

THIRD FLOOR
 Classrooms
 Computer Lab
 Faculty Offices
 Science Labs
 Vending

FOURTH FLOOR
 Adjunct Faculty
 Classrooms
 Faculty Offices
 Science Labs



GATEWAY
PROGRAM



www.noc.edu

NOTICE OF NON-DISCRIMINATION

Northern Oklahoma College does not discriminate on the basis of race, color, national origin, sex/gender, age, religion, political beliefs or disability in admission to its programs, services or activities, in access to them, in treatment of individuals or in any aspect of their operations. Northern Oklahoma College also does not discriminate in its hiring or employment practices.

This notice is provided as required by Title VI of the Civil Rights Act of 1964, Section 504 of the Rehabilitation Act of 1973, Title IX of the Education Amendments of 1972, the Age Discrimination Act of 1975 and the Americans with Disabilities Act of 1990.

Questions, complaints or requests for additional information regarding these laws may be forwarded to the designated compliance coordinator: Jason Johnson, Vice President for Student Affairs, 1220 East Grand Avenue, PO Box 310, Tonkawa, OK 74653-0310; telephone 580-628-6240 8 a.m. to 5 p.m. Monday through Friday.

Life changing.