



NOC Blackboard Single Sign-On (SSO) Guide

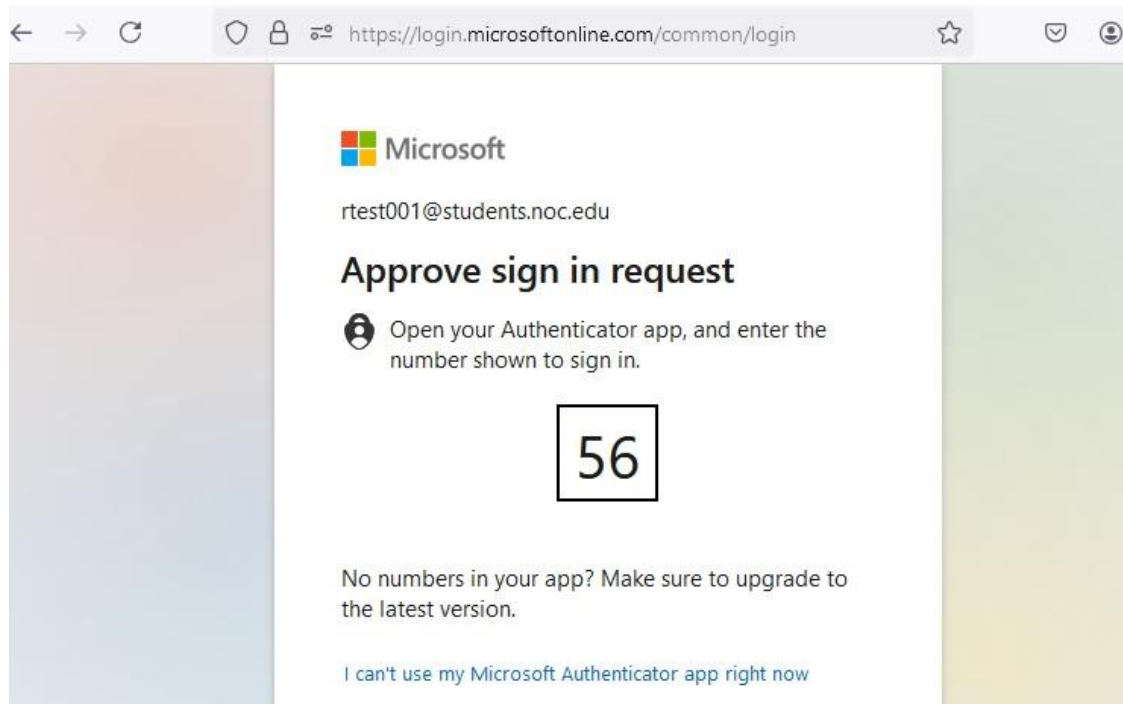
User must already be set up with Multi-Factor Authentication (MFA) for Microsoft 365; see this NOC webpage for details: <https://www.noc.edu/it/cybersecurity/multi-factor-authentication/>

Option 1 – Access Blackboard from Microsoft 365

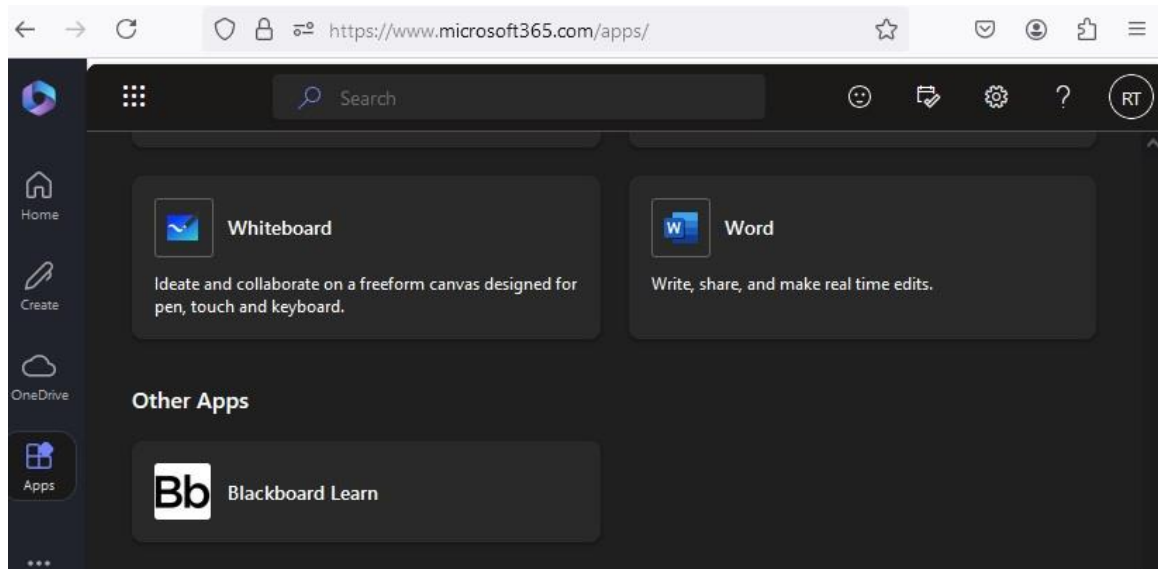
1. Open <https://login.microsoftonline.com> in your web browser (Microsoft Edge, Google Chrome, Mozilla Firefox, or Apple Safari) and log in using your full NOC email address (username@noc.edu for employees, username@students.noc.edu for students) and NOC password:

A screenshot of a web browser showing the Microsoft login page. The address bar displays 'https://login.microsoftonline.com/common/oauth2/v2.0/autho'. The page features the Microsoft logo at the top left, followed by the email address 'rtest001@students.noc.edu'. Below this is the heading 'Enter password' and a password input field labeled 'Password'. There are links for 'Forgot my password' and 'Sign in with another account'. A blue 'Sign in' button is located at the bottom right of the login form.

2. Approve the sign in request using the Microsoft Authenticator app on your smartphone (2-digit code on your screen will differ from example below). If MFA was set up for SMS/Voice, enter the 6-digit code texted to your phone or answer the automated call from Microsoft.




3. Once logged in to Microsoft 365, go to your Apps page and click on Blackboard Learn (may have to choose All Apps to be visible). Blackboard should open in a new tab and you will automatically be logged in.



NOTE – If you are a new student, your Blackboard login may not work until you have enrolled in classes and the I.T. department has added the semester you are attending to our Blackboard system.

Blackboard[®]

 **Sign On Error!**

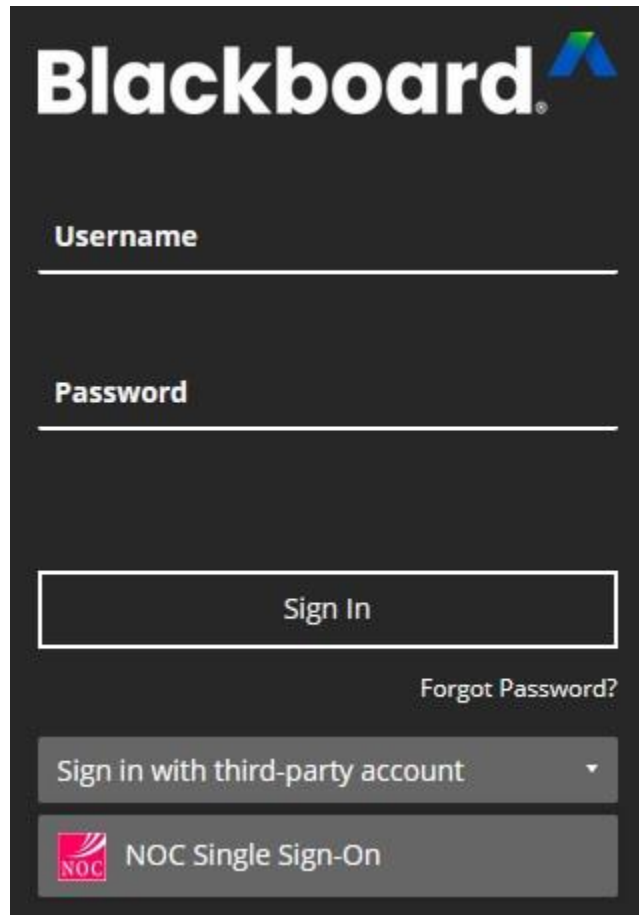
Blackboard Learn is currently unable to log into your account using single sign-on. Contact your administrator for assistance.

For reference, the Error ID is 61c199d3-8782-4e34-aa6c-7247d7a152fc.

Return To Login Page

Option 2 – Blackboard Login Page to Microsoft 365

Open <https://blackboard.noc.edu> in your web browser (Microsoft Edge, Google Chrome, Mozilla Firefox, or Apple Safari) and click on the “Sign in with third-party account” button, then click the “NOC Single Sign-On” link. **You CANNOT use the default Username and Password fields anymore; you will receive an error.**

The image shows a Blackboard login page with a dark background. At the top is the Blackboard logo. Below it are two input fields labeled 'Username' and 'Password'. A 'Sign In' button is positioned below the password field. To the right of the button is a link that says 'Forgot Password?'. Below these elements is a button labeled 'Sign in with third-party account' with a downward arrow. At the bottom is a button labeled 'NOC Single Sign-On' which includes a small red 'NOC' logo on the left.

You will be redirected to <https://login.microsoftonline.com> where you will log in to Microsoft 365 like in Option 1 above. If you have already logged in to Microsoft 365, you will immediately be returned to Blackboard and logged in.

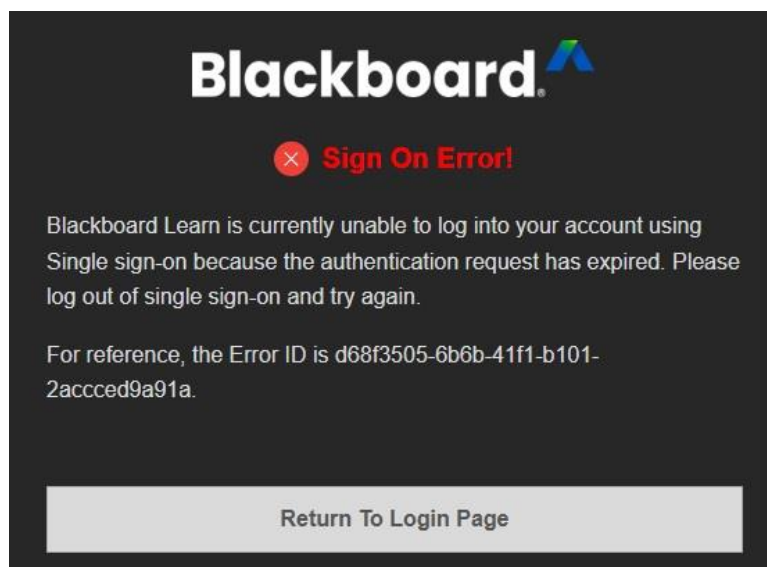
Blackboard Sign Out

When finished working in Blackboard, choose Sign Out in the bottom left corner; you will be taken to a page where you can sign out of your Single Sign-On session entirely (may affect other sites and services you are logged in to like myNOC or AwardSpring) or only sign out of Blackboard and continue your SSO session.



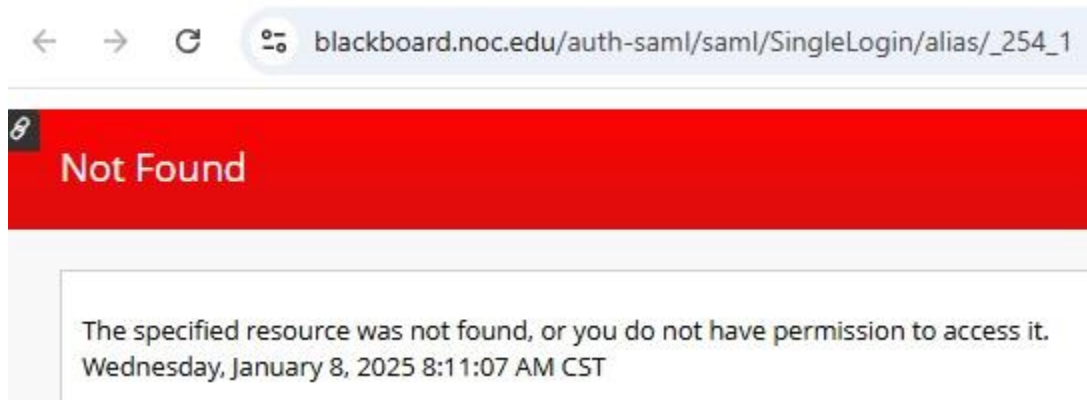
Authentication Request Expiration

If you wait too long after logging in to Microsoft 365, you may receive an error when trying to log in to Blackboard; you will need to log out of Microsoft 365 and try again.



“Not Found” Error

If you close your Blackboard tab or window instead of signing out and then open the Blackboard Learn app from 365 again, you may receive an error:



This occurs when attempting to log in to Blackboard while an existing Blackboard session is still active in your browser. To work around this, open a new tab and visit <https://blackboard.noc.edu>, or sign out of 365, then sign in to 365 and open the Blackboard Learn app link again.